



# 5.1CH Blu-ray Home Theater System

Model Name : HT-C5500

Model Code : HT-C5500/XAO

Speaker	PS-C5500
Front	PS-FC5500
Center	PS-CC5500
Rear	PS-RC5500
Subwoofer	PS-WC5500

## ***SERVICE*** Manual

### 5.1CH Blu-ray Home Theater System

### CONTENTS

1. Precaution
2. Product Specification
3. Disassembly & Reassembly
4. Troubleshooting
5. Exploded View & Part List
6. PCB Diagram
7. Schematic Diagram



HT-C5500

Refer to the service manual in the GSPN (see the rear cover) for the more information.



#### **GSPN (Global Service Partner Network)**

<b>Area</b>	<b>Web Site</b>
North America	service.samsungportal.com
Latin America	latin.samsungportal.com
CIS	cis.samsungportal.com
Europe	europe.samsungportal.com
China	china.samsungportal.com
Asia	asia.samsungportal.com
Mideast & Africa	mea.samsungportal.com

This Service Manual is a property of Samsung Electronics Co.,Ltd. Any unauthorized use of Manual can be punished under applicable International and/or domestic law.

© Samsung Electronics Co.,Ltd. **May. 2010**  
Printed in Korea

---

# Contents

---

## 1. Precaution

1-1	Safety Precautions .....	1-1
1-2	Servicing Precautions .....	1-3
1-3	Precautions for Electrostatically Sensitive Devices (ESDs) .....	1-4

## 2. Product Specification

2-1	Product Feature .....	2-1
2-2	Specifications .....	2-2
2-3	Specifications Analysis .....	2-6
2-4	Accessories .....	2-9

## 3. Disassembly & Reassembly

3-1	Overall Disassembly & Reassembly .....	3-1
3-2	DECK Disassembly & Reassembly .....	3-6

## 4. Troubleshooting

4-1	Checkpoints by Error Mode .....	4-1
4-2	Initialization & Upgrade Methods .....	4-24
4-3	Buyer-Region Code Setting Method .....	4-27

## 5. Exploded View & Part List

5-1	Product Exploded View .....	5-1
5-2	Speaker System .....	5-3
5-3	Electrical Part List .....	5-4

## 6. PCB Diagram

6-1	Wiring Diagram .....	6-1
6-2	FRONT PCB Top .....	6-2
6-3	KEY PCB Top .....	6-4
6-4	AMP PCB Top .....	6-6
6-5	AMP PCB Bottom .....	6-8
6-6	MAIN PCB Top .....	6-9
6-7	MAIN PCB Bottom .....	6-12
6-8	SMPS PCB Top .....	6-14
6-9	SMPS PCB Bottom .....	6-16

---

# Contents

---

## 7. Schematic Diagram

7-1	Overall Block Diagram .....	7-1
7-2	FRONT .....	7-2
7-3	KEY .....	7-3
7-4	AMP-1 .....	7-4
7-5	AMP-2 .....	7-5
7-6	AMP-3 .....	7-6
7-7	AMP-4 .....	7-7
7-8	ETHERNET / USB / WI-FI.....	7-8
7-9	VIDEO / IPOD VIDEO .....	7-9
7-10	HDMI MICOM.....	7-10
7-11	HDMI RX.....	7-11
7-12	HDMI TX .....	7-12
7-13	NAND FLASH / CLOCK / BBS / JTAG.....	7-13
7-14	DDR3-1333 .....	7-14
7-15	GPIO / BOOT STRAP / UART / RX_SW.....	7-15
7-16	7630 POWER / DECOUPLING.....	7-16
7-17	F/E OPU CONNECTION.....	7-17
7-18	F/E MOTOR DRIVE .....	7-18
7-19	FRONT MICOM .....	7-19
7-20	DIR / ADC / RX SWITCHING / D.IN.....	7-20
7-21	DSP SDRAM / FLASH .....	7-21
7-22	DC-DC POWER .....	7-22
7-23	IPOD .....	7-23
7-24	SMPS.....	7-24

# 1. Precaution

Follow these safety instructions while servicing the ESD to prevent damage and to protect against potential hazards such as electrical shock and X-rays.

## 1-1 Safety Precautions

- When reinstalling the chassis and its assemblies, be sure to restore all of the protective devices, including the control knobs and the compartment covers.
- Make sure that there are no cabinet openings through which people (particularly children) can make contact with dangerous internal components.
- Design Alteration Warning:  
Never alter or add to the mechanical or electrical design of the unit.  
Example: Do not add auxiliary audio or video connectors. Such alterations might create a safety hazard.  
Also, any design changes or additions will void the manufacturer's warranty.

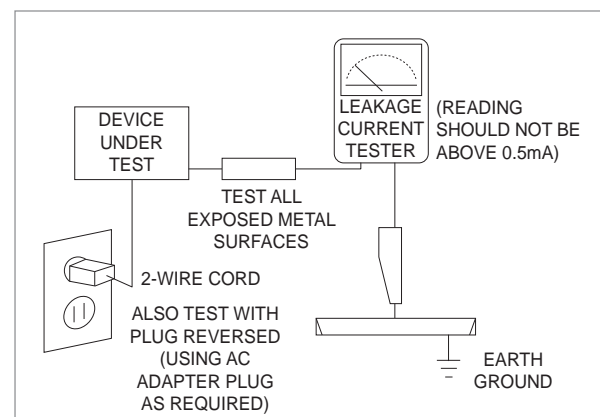
### 4. Leakage Current Hot Check (Fig. 1-1):

Warning: Do not use an isolation transformer during this test. Use a leakage-current tester or a metering system that complies with American National Standards Institute (ANSI C101.1, Leakage Current for Appliances), and Underwriters Laboratories (UL Publication UL1410, 59.7).

With the unit completely reassembled, plug the AC cord directly into a 120V AC outlet. With the unit's power switched from the ON to the OFF position, measure the current between a known ground and all exposed metal parts.

Known Grounds - Earth

Known Metal parts - screwheads, metal cabinets, etc.

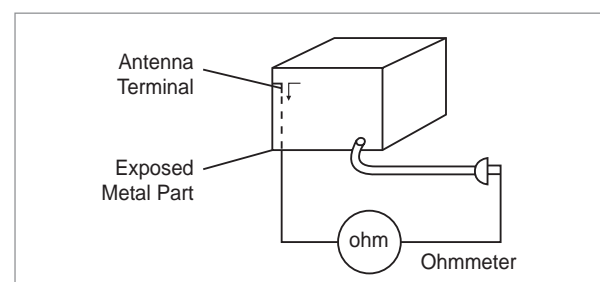


<Fig. 1-1 AC Leakage Test>

### 5. Insulation Resistance Cold Check:



(1) With the unit's AC plug disconnected from the AC source, connect an electrical jumper across the two AC prongs. (2) Set the power switch to ON. (3) Measure the resistance between the shorted AC plug and any exposed metallic parts.

Example: screwheads, metal cabinets, antenna port



<Fig. 1-2 Insulation Resistance Test>

If any of the exposed metallic parts has a return path to the chassis, the measured resistance should be between 1 and 5.2 megohms. If there is no return path, the measured resistance should be "infinite." If the resistance is outside these limits, a shock hazard might exist. See Fig. 1-2

6. Components, parts and wiring that appear to have overheated or that are otherwise damaged should be replaced with parts that meet the original specifications. Always determine the cause of damage or overheating, and correct any potential hazards
7. Observe the original lead dress, especially near the following areas: Antenna wiring, sharp edges, and especially the AC and high voltage power supplies. Always inspect for pinched, out-of-place, or frayed wiring. Do not change the spacing between components and the printed circuit board. Check the AC power cord for damage. Make sure that no wires or components touch thermally hot parts.
8. Product Safety Notice:  
Some electrical and mechanical parts have special safety-related characteristics which might not be obvious from visual inspection. These safety features and the protection they give might be lost if the replacement component differs from the original—even if the replacement is rated for higher voltage, wattage, etc.
9. Components that are critical for safety are indicated in the circuit diagram by shading,  or . Use replacement components that have the same ratings, especially for flame resistance and dielectric strength specifications. A replacement part that does not have the same safety characteristics as the original might create shock, fire or other hazards.

## 1-2 Servicing Precautions

---

1. Servicing precautions are printed on the cabinet. Follow them.
2. Always unplug the unit's AC power cord from the AC power source before attempting to: (a) Remove or reinstall any component or assembly, (b) Disconnect an electrical plug or connector, (c) Connect a test component in parallel with an electrolytic capacitor.
3. Some components are raised above the printed circuit board for safety. An insulation tube or tape is sometimes used. The internal wiring may be clamped to prevent contact with thermally hot components. Reinstall all such elements to their original position.
4. After servicing, always check that the screws, components and wiring have been correctly reinstalled. Make sure that the portion around the serviced part has not been damaged.
5. Check the insulation between the blades of the AC plug and accessible conductive parts (examples: metal panels, input terminals and earphone jacks).
6. Insulation Checking Procedure: Disconnect the power cord from the AC source. Connect an insulation resistance meter (500V) to the blades of the AC plug.

The insulation resistance between each blade of the AC plug and accessible conductive parts (see above) should be greater than 1 megohm.

7. Never defeat any of the B+ voltage interlocks. Do not apply AC power to the unit (or any of its assemblies) unless all solid-state heat sinks are correctly installed.
8. Always connect a test instrument's ground lead to the instrument chassis ground before connecting the positive lead; always remove the instrument's ground lead last.



First read the "Safety Precautions" section of this manual. If some unforeseen circumstance creates a conflict between the servicing and safety precautions, always follow the safety precautions.

## 1-3 Precautions for Electrostatically Sensitive Devices (ESDs)

---

Some semiconductor (“solid state”) devices are easily damaged by static electricity.

Such components are called Electrostatically Sensitive Devices (ESDs).

Examples include integrated circuits and some field-effect transistors. The following techniques will reduce the occurrence of component damage caused by static electricity:

1. Immediately before handling any semiconductor components or assemblies, drain the electrostatic charge from your body by touching a known earth ground. Alternatively, wear a discharging wrist-strap device. (Be sure to remove it prior to applying power--this is an electric shock precaution.)
2. After removing an ESD-equipped assembly, place it on a conductive surface such as aluminum foil to prevent accumulation of electrostatic charge.
3. Do not use freon-propelled chemicals. These can generate electrical charges that damage ESDs.
4. Use only a grounded-tip soldering iron when soldering or unsoldering ESDs.
5. Use only an anti-static solder removal device. Many solder removal devices are not rated as “anti-static” (these can accumulate sufficient electrical charge to damage ESDs).
6. Do not remove a replacement ESD from its protective package until you are ready to install it. Most replacement ESDs are packaged with leads that are electrically shorted together by conductive foam, aluminum foil or other conductive materials.
7. Immediately before removing the protective material from the leads of a replacement ESD, touch the protective material to the chassis or circuit assembly into which the device will be installed.
8. Minimize body motions when handling unpackaged replacement ESDs. Motions such as brushing clothes together, or lifting a foot from a carpeted floor can generate enough static electricity to damage an ESD.



---

## 2. Product Specification

---

### 2-1 Product Feature

---

#### ■ Features for HT-C5500

- BD-LIVE
- DTS-HD Master Audio decoding from the beginning of the Mass Production
- MP3, HD JPG, DivX-HD, MKV, MP4, WMA, WMV
- Blockbuster,Netflix,Pandora,Youtube,Widget
- 2 USB port (Not only on rear, but also on front)
- i-POD Docking, supporting i-POD/iPod
- Wireless Ready, Wifi Ready (with optional USB adaptor)
- Various Video Setups
  - Progressive Mode
  - Still Mode
  - BD Wise
  - Picture Control

#### ■ HT-BD1250 → HT-C5500

- DLNA, WIDGET
- MKV, MP4
- Under 0.3W Stand-by Power Consumption Energy-Star.
- Advance ASC
- Variable Power / Intelligence Power

## 2-2 Specifications

### 2-2-1 Specifications

#### ■ Basic Specification

<b>GENERAL</b>	<b>Power Requirements</b>	AC 120V, 60Hz	
	<b>Power Consumption</b>	75 W	
	<b>Weight</b>	7.7 lbs	
	<b>Dimensions</b>	16.9 (W) x 2.5 (H) x 12.8 (D) inches	
	<b>Operating Temperature Range</b>	+41°F to +95°F	
	<b>Operating Humidity Range</b>	10% to 75%	
<b>FM Tuner</b>	<b>Signal/noise ratio</b>	70 dB	
	<b>Usable sensitivity</b>	10 dB	
	<b>Total harmonic distortion</b>	0.5 %	
<b>DISC</b>	<b>BD (Blu-ray Disc)</b>	Reading Speed: 4.917m/sec	
	<b>DVD (Digital Versatile Disc)</b>	Reading Speed: 3.49 ~ 4.06 m/sec.	
		Approx. Play Time (Single Sided, Single Layer Disc): 135 min.	
	<b>CD: 5 inches (COMPACT DISC)</b>	Reading Speed: 4.8 ~ 5.6 m/sec.	
		Maximum Play Time: 74 min.	
	<b>CD: 3 ½ inches (COMPACT DISC)</b>	Reading Speed: 4.8 ~ 5.6 m/sec.	
Maximum Play Time: 20 min.			
<b>VIDEO OUTPUT</b>	<b>Composite Video</b>	1 channel: 1.0 Vp-p (75Ω load)	
		Blu-ray Disc: 480i DVD: 480i	
	<b>Component Video</b>	Y: 1.0 Vp-p (75Ω load)	
		Pr: 0.70 Vp-p (75Ω load)	
		Pb: 0.70 Vp-p (75Ω load)	
		Blu-ray Disc: 1080i, 720p, 480p, 480i DVD: 480p, 480i	
	<b>VIDEO/ AUDIO</b>	<b>HDMI</b>	1080p, 1080i, 720p, 480p PCM multichannel audio, Bitstream audio, PCM audio

<b>AMPLIFIER</b>	<b>Front speaker output</b>	165W x 2 (3Ω)
	<b>Center speaker output</b>	170W (3Ω)
	<b>Surround speaker output</b>	165W x 2 (3Ω)
	<b>Subwoofer speaker output</b>	170W (3Ω)
	<b>Frequency range</b>	Analog input: 20Hz ~ 20kHz (±3dB)
		Digital input: 20Hz ~ 44kHz (±3dB)
	<b>S/N Ratio</b>	70dB
	<b>Channel separation</b>	60dB
<b>Input sensitivity</b>	(AUX) 500mV	

### ■ Speaker Specification

<b>SPEAKER</b>	<b>Speaker system</b>	5.1ch Speaker System			
		Front	Surround	Center	Subwoofer
	<b>Impedance</b>	3Ω	3Ω	3Ω	3Ω
	<b>Frequency range</b>	140Hz ~ 50KHz	140Hz ~ 20KHz	140Hz ~ 20KHz	40Hz ~ 160Hz
	<b>Output sound pressure level</b>	87dB/W/M	87dB/W/M	87dB/W/M	90dB/W/M
	<b>Rated input</b>	165W	165W	170W	170W
	<b>Maximum input</b>	330W	330W	340W	340W
	<b>Dimensions (W x H x D)</b>	Front / Surround: 3.96 x 8.27 x 3.90 inches Center: 11.80 x 2.32 x 1.97 inches Subwoofer: 7.91 x 15.90 x 16.10 inches			
<b>Weights</b>	Front / Surround: 1.54 lbs Center: 0.73 lbs Subwoofer: 11.90 lbs				

## 2-2-2 6G BD-HTS Output Resolution

- During CD-DA Play → HPD Off/On → Stop → (Black Screen) → After Changing Resolution → Logo
- During DVD, BD Play → HPD Off/On → (Black Screen) → After Changing Resolution → Play

### ■ BD Playback (include CD-DA, Logo)

Output Setup	HDMI_HPD On		HDMI_HPD Off	CVBS Output	Remark
	HDMI	Component	Component		
<b>BD Wise</b>	Source Resolution	480i	Cannot select	480i	
<b>Auto</b>	Max Resolution which TV can support	480i	Cannot select	480i	HDMI 1080p setup → HPD off → Component 1080i
<b>1080P@60F</b>	1080P@60F	480i	Cannot select	480i	HDMI 1080p setup → HPD off → Component 1080i
<b>1080P@24F</b>	1080P@24F	480i	Cannot select	480i	Source is only 1080P@24F
<b>1080i</b>	1080i	480i	1080i	480i	
<b>720P</b>	720P	480i	720P	480i	
<b>480P</b>	480P	480i	480P	480i	
<b>480i</b>	Cannot select	Cannot select	480i	480i	

### ■ DVD playback

Output Setup	HDMI_HPD On		HDMI_HPD Off	CVBS Output	Remark
	HDMI	Component	Component		
<b>BD Wise</b>	480i	480i	Cannot select	480i	
<b>Auto</b>	Max Resolution which TV can support	480i	Cannot select	480i	
<b>1080P@60F</b>	1080P@60F	480i	Cannot select	480i	
<b>1080i</b>	1080i	480i	480P	480i	
<b>720P</b>	720P	480i	480P	480i	
<b>480P</b>	480P	480i	480P	480i	
<b>480i</b>	Cannot select	Cannot select	480i	480i	

## 2-2-3 6G BD-HTS PAL Output Resolution




### ■ PAL BD-Rom (1080i@50Hz & 720p@50Hz & 576i@25Hz) Playback

Output Setup	HDMI_HPD On		HDMI_HPD Off	CVBS Output	Remark
	HDMI	Component	Component		
<b>BD Wise</b>	Source Resolution	576i	Can select	576i	
<b>Auto</b>	Max Resolution which TV can support	576i	Can select	576i	
<b>1080P@60F</b>	1080p@50F	576i	Can select	576i	
<b>1080i</b>	1080i@25F	576i	576p	576i	
<b>720P</b>	720p@50F	576i	576p	576i	
<b>576P/480P</b>	576p@50F	576i	576p	576i	
<b>576i/480i</b>	Can select	Can select	576i	576i	




### ■ PAL DVD Playback

Output Setup	HDMI_HPD On		HDMI_HPD Off	CVBS Output	Remark
	HDMI	Component	Component		
<b>BD Wise</b>	576i	576i	Can select	576i	
<b>Auto</b>	Max Resolution which TV can support	576i	Can select	576i	
<b>1080P@60F</b>	1080p@50F	576i	Can select	576i	
<b>1080i</b>	1080i@25F	576i	576p	576i	
<b>720P</b>	720p@50F	576i	576p	576i	
<b>576P/480P</b>	576p@50F	576i	576p	576i	
<b>576i/480i</b>	Can select	Can select	576i	576i	




## 2-3 Specifications Analysis

Model Name		HT-C5500	HT-BD3252	HT-BD1250
Photo				
Profile		Blu-ray 2.0 from the beginning	Blu-ray 2.0 from the beginning	Blu-ray 2.0 from the beginning
DVD, CD		○	○	○
MP3, JPG		○ (MP4, HD JPG, MKV, WMA, WMV)	○	○
USB HOST		○	○	○
i-POD / i-Phone		○	○	○ (only USA)
Wireless LAN		○ (Ready)	○ (Bundle included)	○ (Ready)
DivX		○ (DivX-HD support)	○ (DivX-HD support)	○ (only EU / SD support)
Wireless Rear		○ (Ready)	○ (Bundle included)	○ (Ready)
Memory Slot		X (External USB support)	X (External USB support)	X (External USB support)
DLNA, Widget		○	X	X
Energy-Star		0.27W	0.7W	0.7W
BD-RE support		Support 1.0	Support 1.0	Support 1.0
HDMI	HDMI	1.3	1.3	1.3
	1080P/ 24-frame video	○	○	○
	CEC (Anynet+)	○	○	○
	Deep Color	○ (10 bit)	X (8bit)	X (8bit)
	xvYCC	○	○	○
	HD Audio Transmission	○	○	○
	Picture Quality control	○ (Progressive Mode, Still Mode, BD Wise, Picture Control, Sharpness, Movie)	○ (Progressive Mode, Still Mode, BD Wise, Picture Control)	○ (Progressive Mode, Still Mode, BD Wise, Picture Control)

※ ○: Feature Included, X: Not Included

Model Name		HT-C5500	HT-BD3252	HT-BD1250
Photo				
Video	Video Processor	Main SOC Internal Scaler	Main SOC Internal Scaler	Main SOC Internal Scaler
	1080P/ 60-frame video	○	○	○
	1080i/ 60-frame video	○	○	○
	1080P/ 24-frame video	○	○	○
	480i/p video output for Blu-ray	○	○	○
	Simultaneous Video Output between HDMI/ Component/CVBS	○	○	○
Video	Factory Default	480p	480p	480p
	When connected to a TV with correct EDID	Maximum resolution for TV input	Maximum resolution for TV input	Maximum resolution for TV input
	When connected to a TV with an incorrect EDID	480p	480p	480p
	Remark	HT-C5500 can also output 480i/480p resolution with Blu-ray Disc	HT-BD3250 can also output 480i/480p resolution with Blu-ray Disc	HT-BD1250 can also output 480i/480p resolution with Blu-ray Disc
Audio	DD Plus decoding	○	○	○
	Dolby TrueHD decoding	○	○	○
	DTS HD HRA decoding	○	○	○
	DTS-HD MA decoding	(DTS-HD Master Audio essential)	(DTS-HD Master Audio essential)	(DTS-HD Master Audio essential)
	Re-encoding	○ (intoDTS)	○ (into DTS)	○ (into DTS)
	HD audio bit stream output on HDMI 1.3	DTS-HD MA Essential dts-HD HRA TrueHD DD+	DTS-HD MA Essential dts-HD HRA TrueHD DD+	DTS-HD MA Essential dts-HD HRA TrueHD DD+

※ ○: Feature Included, X: Not Included









Model Name		HT-C5500	HT-BD3252	HT-BD1250
Photo				
H/W	SMPS	2 trans Stand-By Power Consumption 0.7W	2 trans Stand-By Power Consumption 0.7W	2 trans Stand-By Power Consumption 0.7W
	Deck	Draw type Plastic Cover	Draw type Plastic Cover	Draw type Plastic Cover
	Pick Up	6G VE Pickup	5G VE Pickup	5G VE Pickup
	Front Micom	SANYO	SANYO	SANYO
	MAIN CHIP	BCM7630	BCM7601	BCM7440
	Wireless Rear Speaker	Ready (SWA-5000)	Included (SWA-4100)	Ready (SWA-5100)
	WiFi Lan Dongle	Ready	Included	Ready
	HDMI IN	X (Except USA, all support 2 Input)	2 Inputs support	X
	Main ↔ Loader	One Board (BCM 7630 - Back end, SoC chip - Front end)	One Board (BCM 7601 - Back end, BCM7620 - Front end)	One Board (BCM 7440 - Back end, BCM7620 - Front end)

※ ○: Feature Included, X: Not Included



## 2-4 Accessories

### 2-4-1 Supplied Accessories

Accessories	Item	Item code	Remark
	Remote Control Battery	AH59-02298A 4301-000121	Local Samsung Dealer
	Cloth Clean	AH81-02286C	
	iPod Dock	AH96-00051A	
	ASC Microphone	AH30-00099A	
	Audio Cable	AH39-40001V	
	FM Antenna	AH42-00021A	
	User's Manual	AH68-02258L	
	HDMI Cable	MF39-00299A	



# MEMO





### 3. Disassembly & Reassembly



#### 3-1 Overall Disassembly & Reassembly






- Be careful to follow the disassembly sequence described in the manual. Otherwise, the product may be damaged.
- Be sure to carefully read and understand the safety instructions before performing any work as the IC chips on the PCB are vulnerable to static electricity.
- In order to assemble reverse the order of disassembly.

No.	Description	Description Photo
1	1) Unfasten 5 screws on the DECO-SIDE.  2) Remove DECO-SIDE & TOP on the direction of Rear.	
2	1) Unfasten 1 screw to remove CABINET-FRONT.	

No.	Description	Description Photo
2	<p>2) Loosen hooks from CABINET-BOTTOM.</p>          <p>3) Disconnect wire, then remove the CABINET-BOTTOM.</p>	  
3	<p>1) Unfasten 1 screw, then remove ASSY PCB FRONT.</p>	

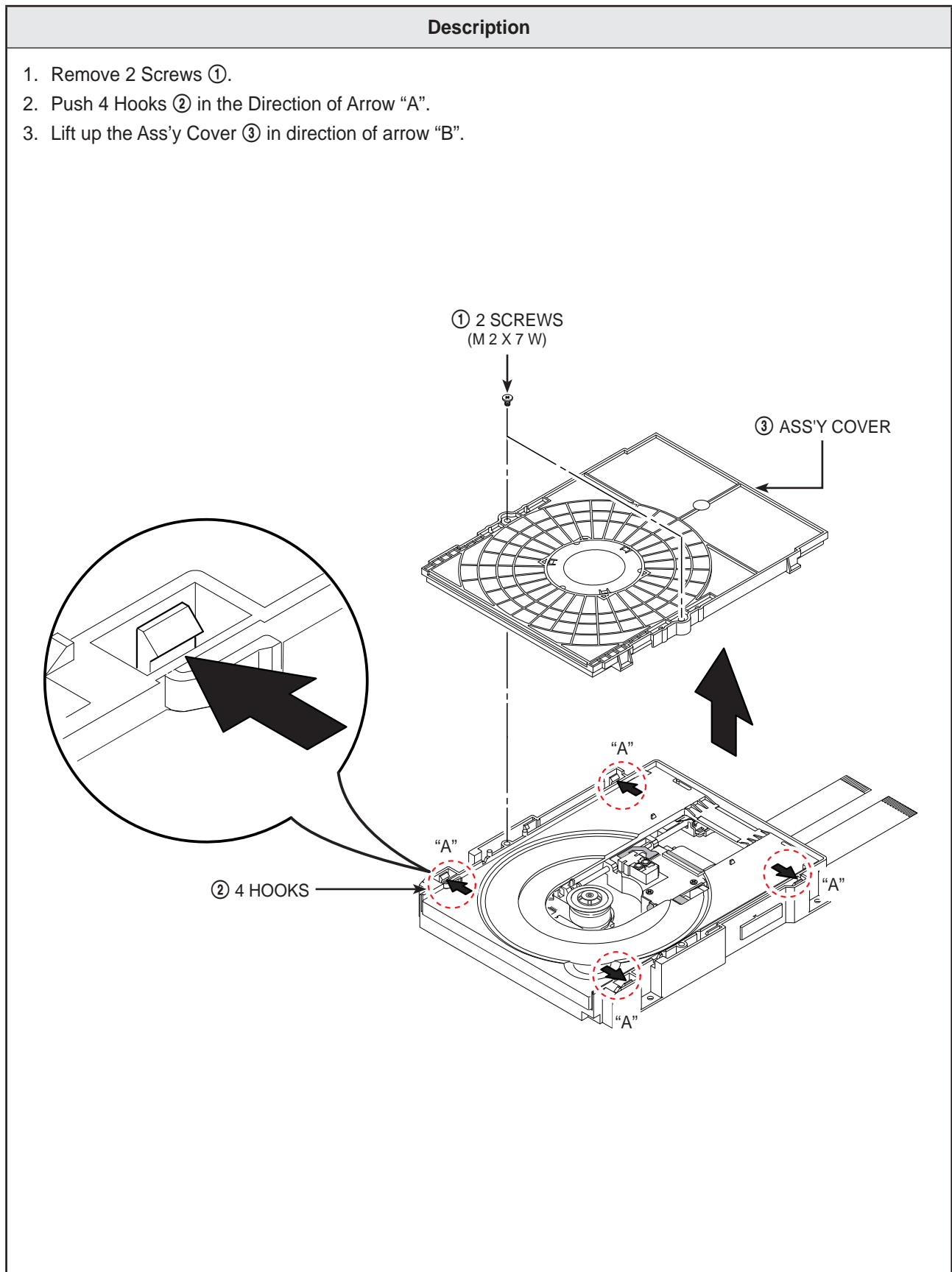
No.	Description	Description Photo
4	1) Unfasten 4 screws, disconnect FPC wire, and remove ASSY-DECK.	
5	1) Unfasten 2 screws, then remove BRACKET-TOP.  2) Unfasten 3 screws, loosen 1 hook, and disconnect 2 wires and remove ASSY-SMPS and POWER-CORD.	

No.	Description	Description Photo
6	1) Unfasten 2 screws and 1 wire, then remove ASSY PCB MAIN.	 <p>The top photograph shows the internal main PCB assembly. Two screws are circled in red, and a wire is circled in blue. The bottom photograph shows the front panel of the device with a screw circled in red.</p>
7	1) Unfasten 5 screws to remove AMP and FAN.	 <p>The top photograph shows the internal AMP and FAN assembly. Five screws are circled in red. The bottom photograph shows the front panel of the device with three screws circled in red.</p>

No.	Description	Description Photo
8	1) Remove ASSY PCB AMP and FAN.	 The 'Description Photo' column contains two vertically stacked photographs of the internal chassis of a device. Both photos show the same view: a white metal chassis with various components. On the right side, there is a black rectangular assembly, which is the PCB AMP and FAN mentioned in the description. The top of the chassis has several ventilation grilles. The bottom photo shows a red wire connected to a component on the right side of the chassis.

## 3-2 DECK Disassembly & Reassembly

### 3-2-1 Ass'y Cover Removal

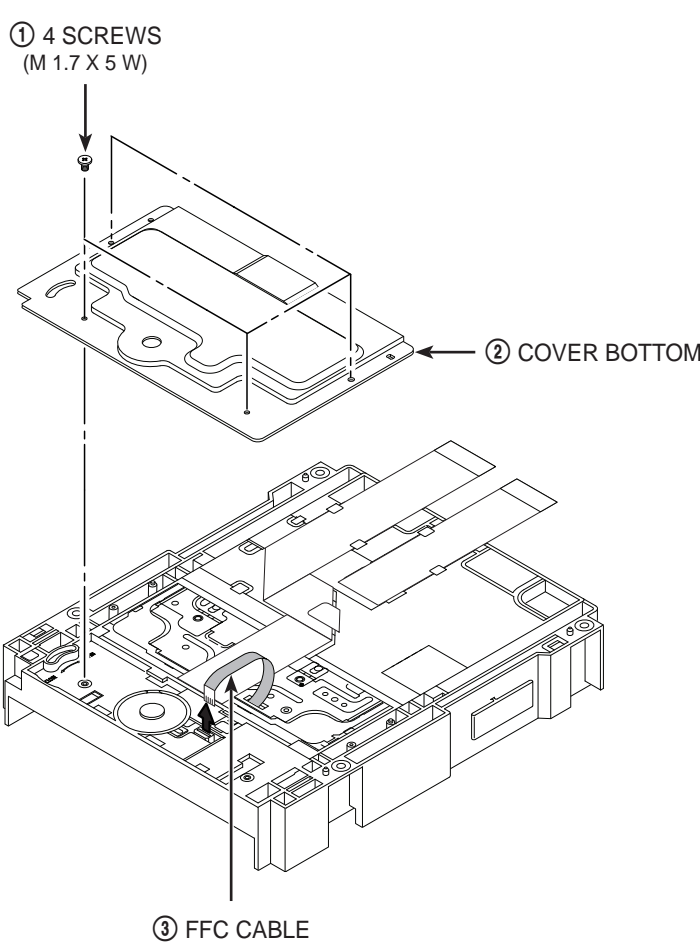




### 3-2-2 Tray Disc Removal

Description
<p>1. Insert a Screw Driver into Hole ① and rotate Gear Tray ② in the direction arrow "Open".</p> <p>2. When the Tray Disc ③ comes out a little, pull in the direction of arrow "A" using your hand.</p> <p>3. Pull the Tray Disc ③ to disassemble, while simultaneously pushing 2 Stoppers ④ (left, right) in the direction arrow "B", "C".</p>
<p>The diagram illustrates the removal of the tray disc in three stages. The top stage shows a circular callout of the gear tray mechanism. A screwdriver is inserted into a hole (①) to rotate the gear tray (②) in the 'Open' direction. The bottom stage shows a bottom view of the device with a red dashed circle highlighting the gear tray area. The bottom stage also includes a callout for a stopper (④) being pushed into place. The final stage shows a top view of the device with the tray disc (③) partially removed. Arrows 'A', 'B', and 'C' indicate the directions for pulling the tray disc and pushing the stoppers. A red dashed circle highlights the stopper locations.</p>

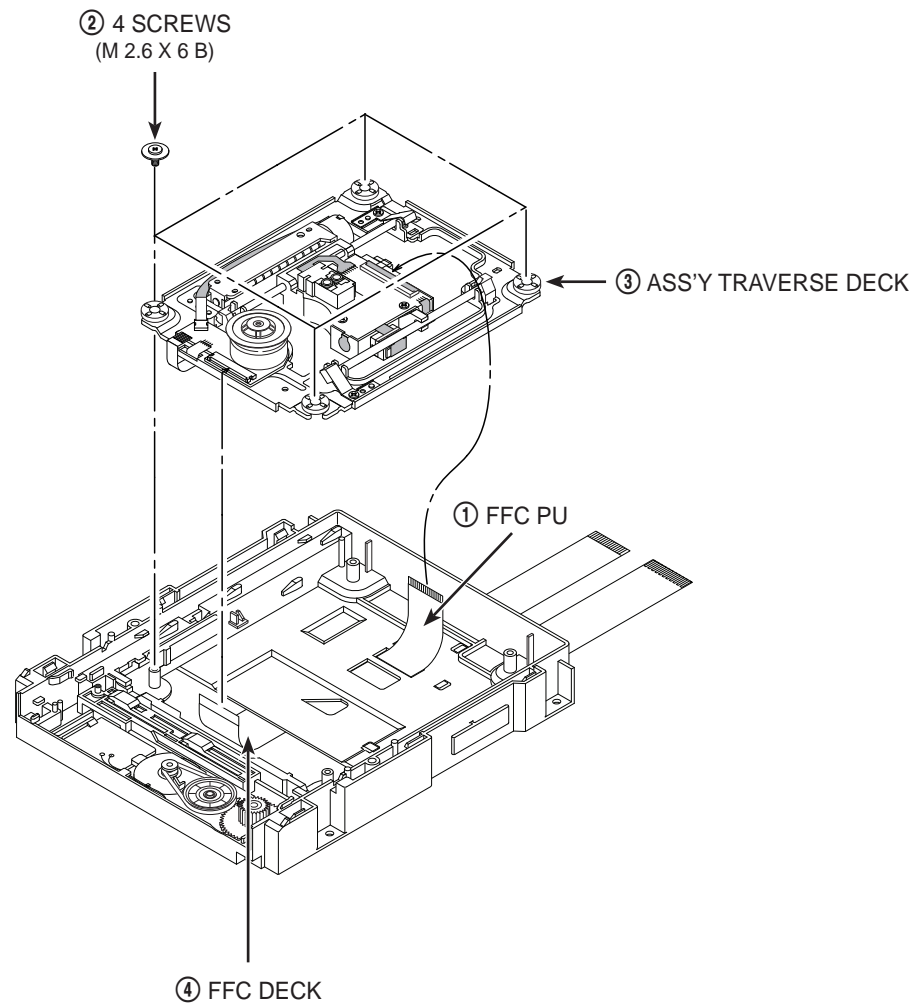
### 3-2-3 Cover Bottom Removal (Optional)

Description
<p>1. Remove 4 Screws ①.</p> <p>2. Lift up the Cover Bottom ②.</p> <p>3. Remove FFC Cable ③.</p>  <p>The diagram illustrates the removal of the cover bottom and FFC cable. It shows two views: a top-down view of the cover bottom being lifted away from the main device, and a side view of the device with the cover bottom removed. Labels include: ① 4 SCREWS (M 1.7 X 5 W) pointing to the screws on the cover bottom; ② COVER BOTTOM pointing to the cover bottom; and ③ FFC CABLE pointing to the cable on the main device.</p>

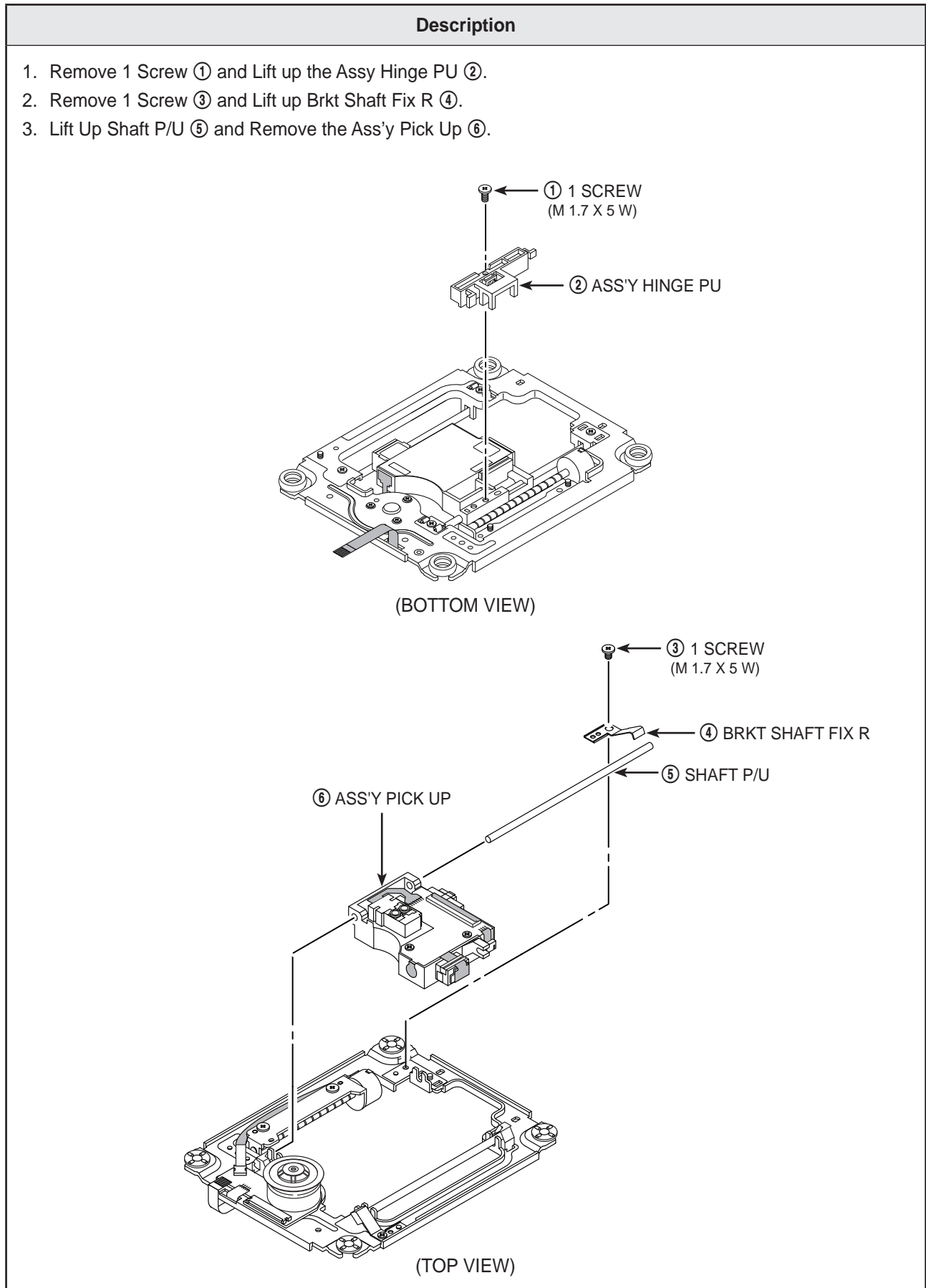
### 3-2-4 Assy Traverse Deck Removal

#### Description

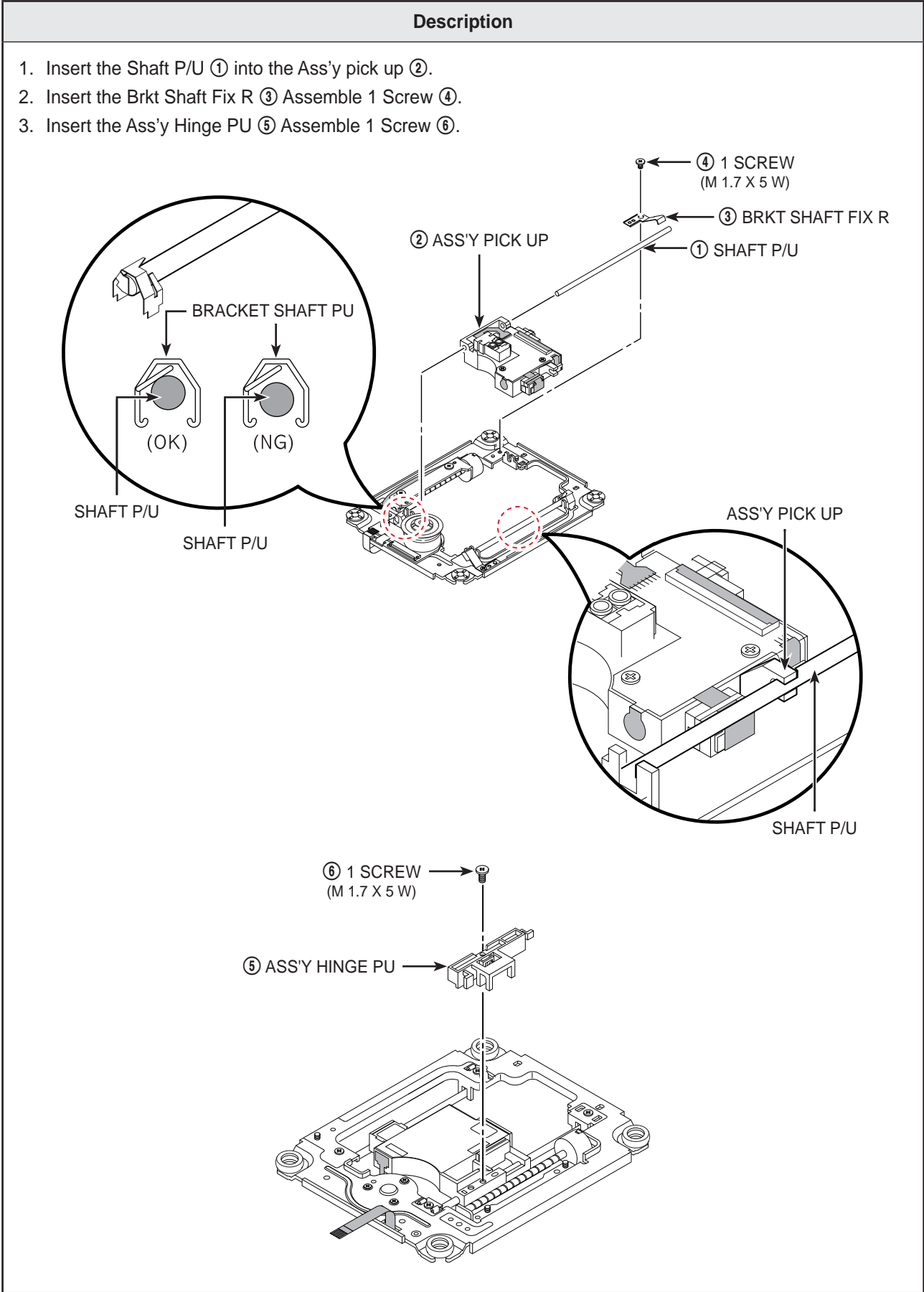
1. Remove FFC PU Cable ①.
2. Removal 4 Screws ②.
3. Lift up the Assy Traverse Deck ③.
4. Remove FFC Deck Cable ④.



### 3-2-5 Ass'y Pick Up Removal



### 3-2-6 Ass'y Pick Up Assemble



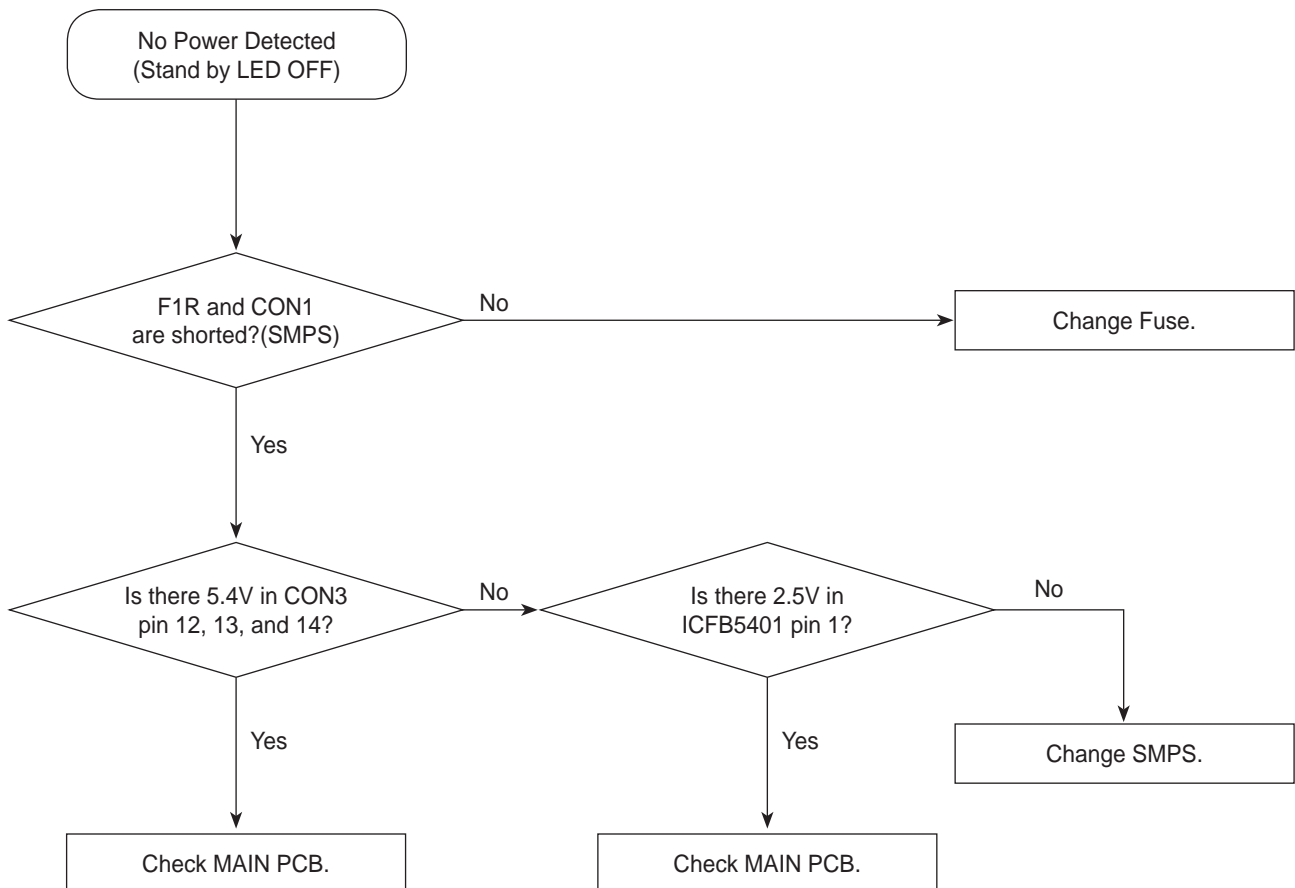
# MEMO

## 4. Troubleshooting

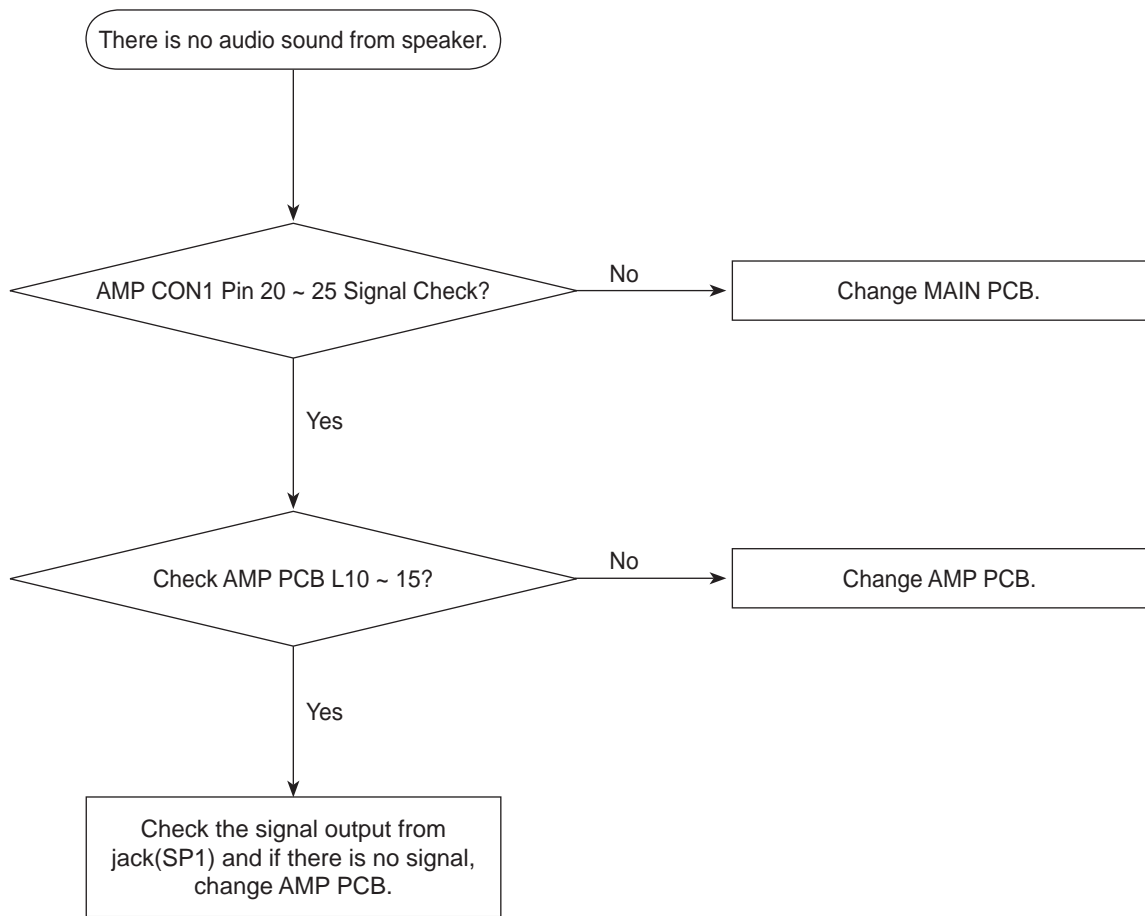
### 4-1 Checkpoints by Error Mode

Oscilloscope Setting Values	
Voltage/DIV	1V/div
TIME/DIV	500ms/div

#### 4-1-1 No Power

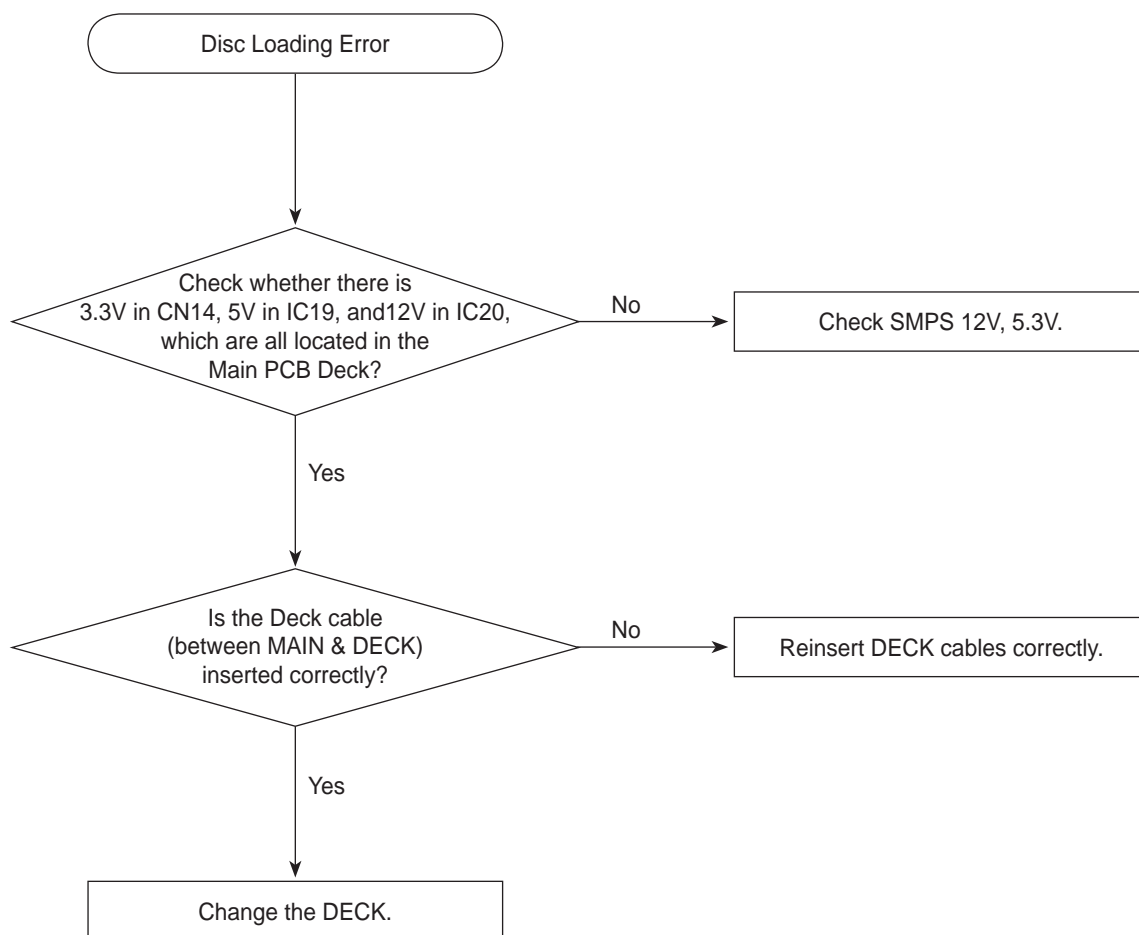


### 4-1-2 No Sound

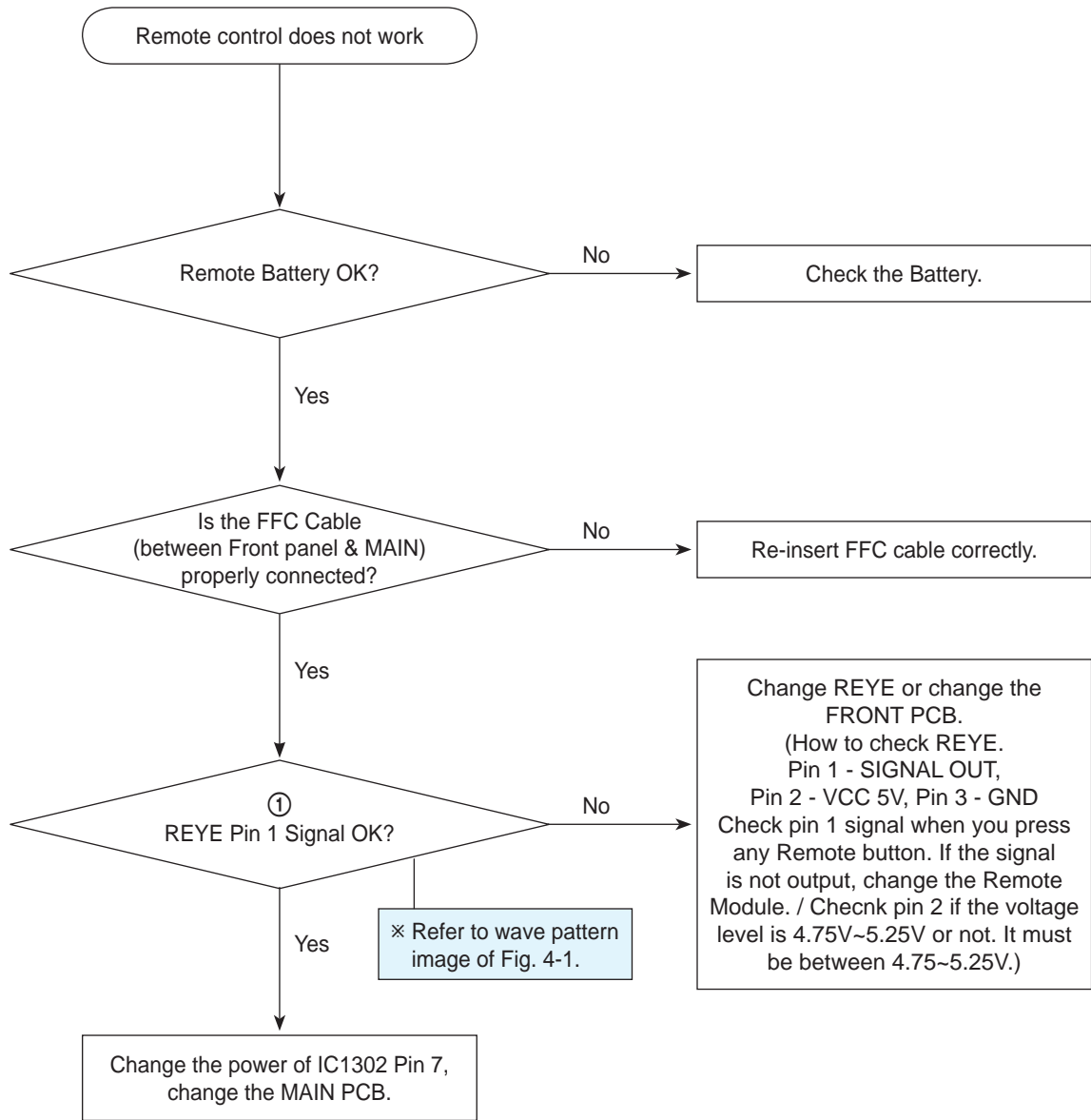


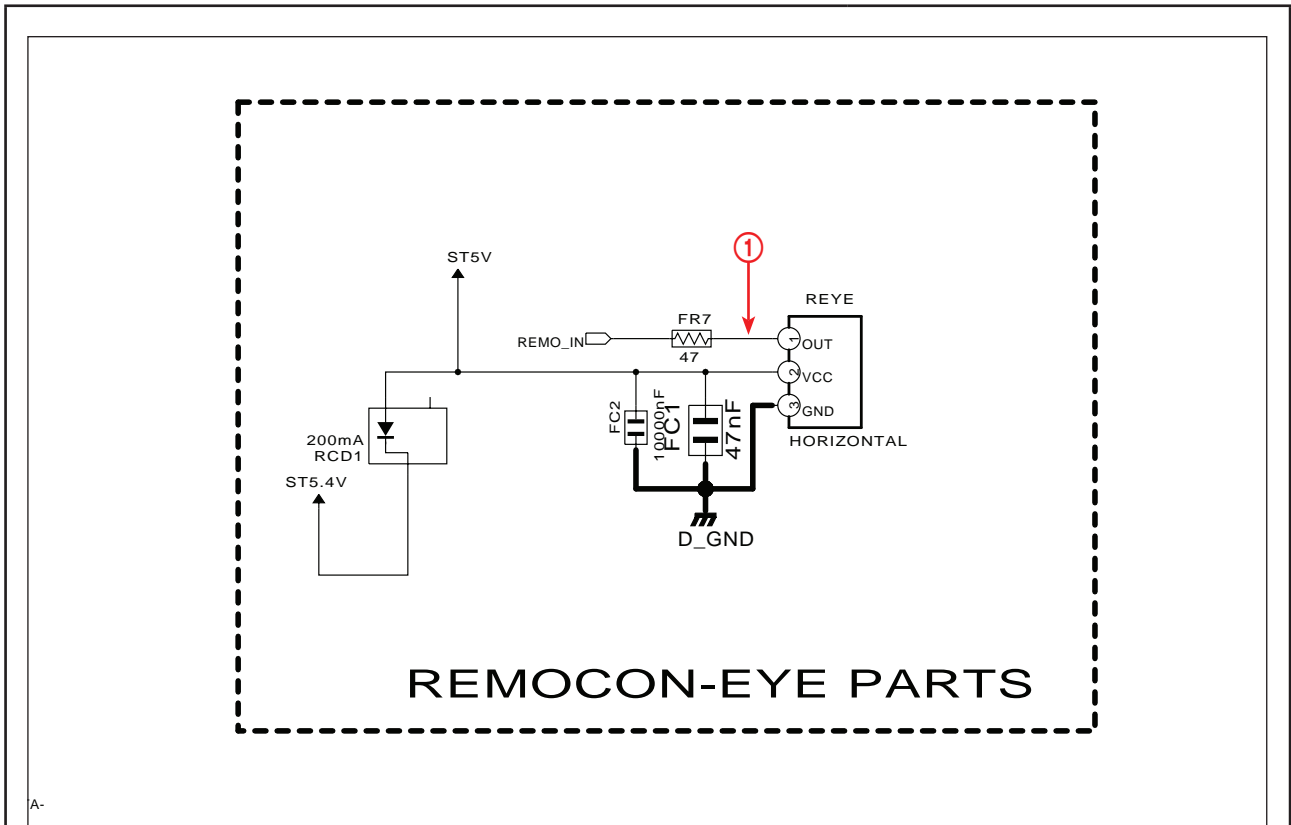


### 4-1-3 Disc Loading Error

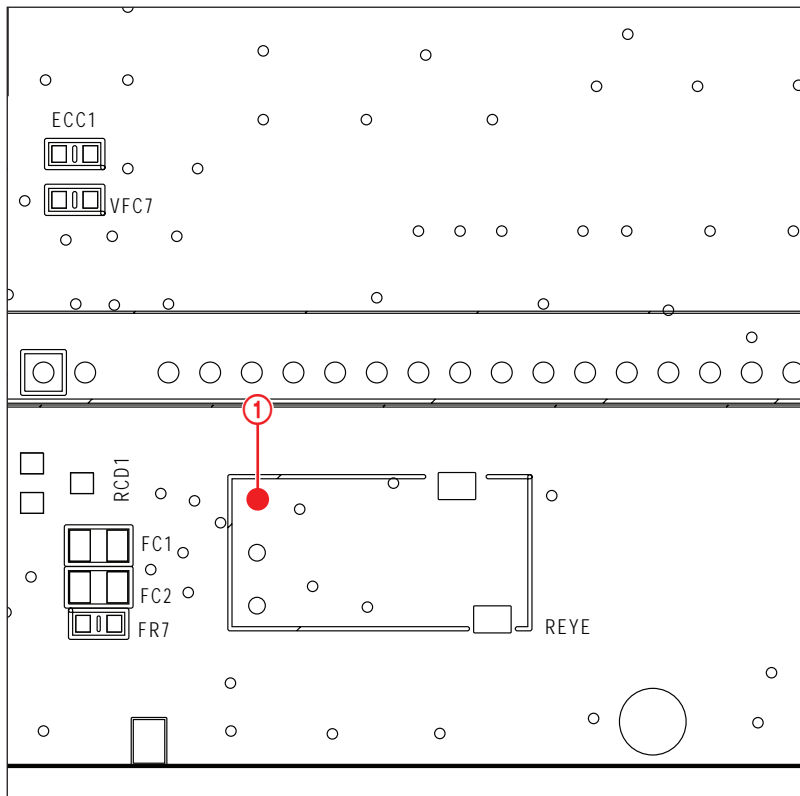


### 4-1-4 Remote doesn't work






※ FRONT, page 7-2



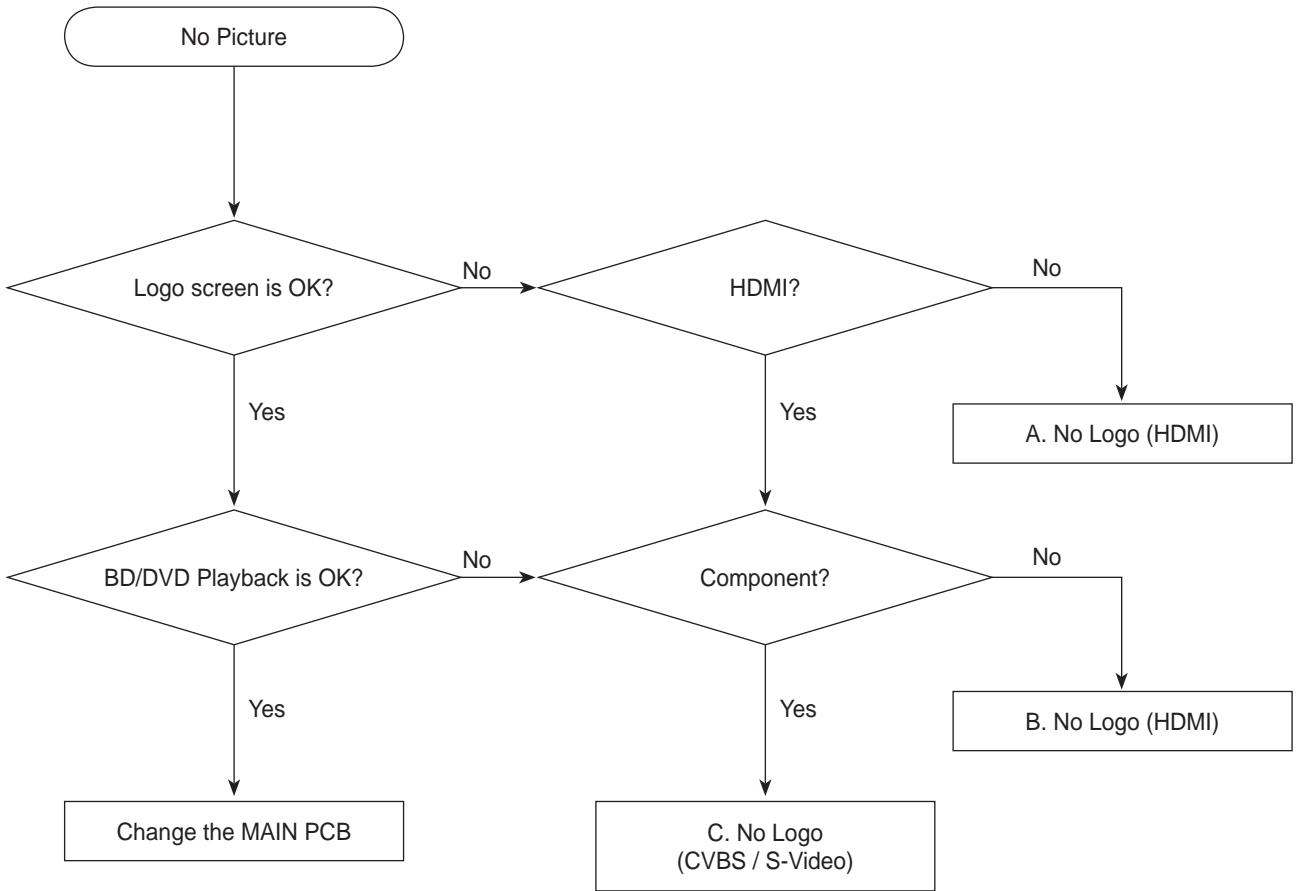
※ FRONT PCB Top, page 6-2



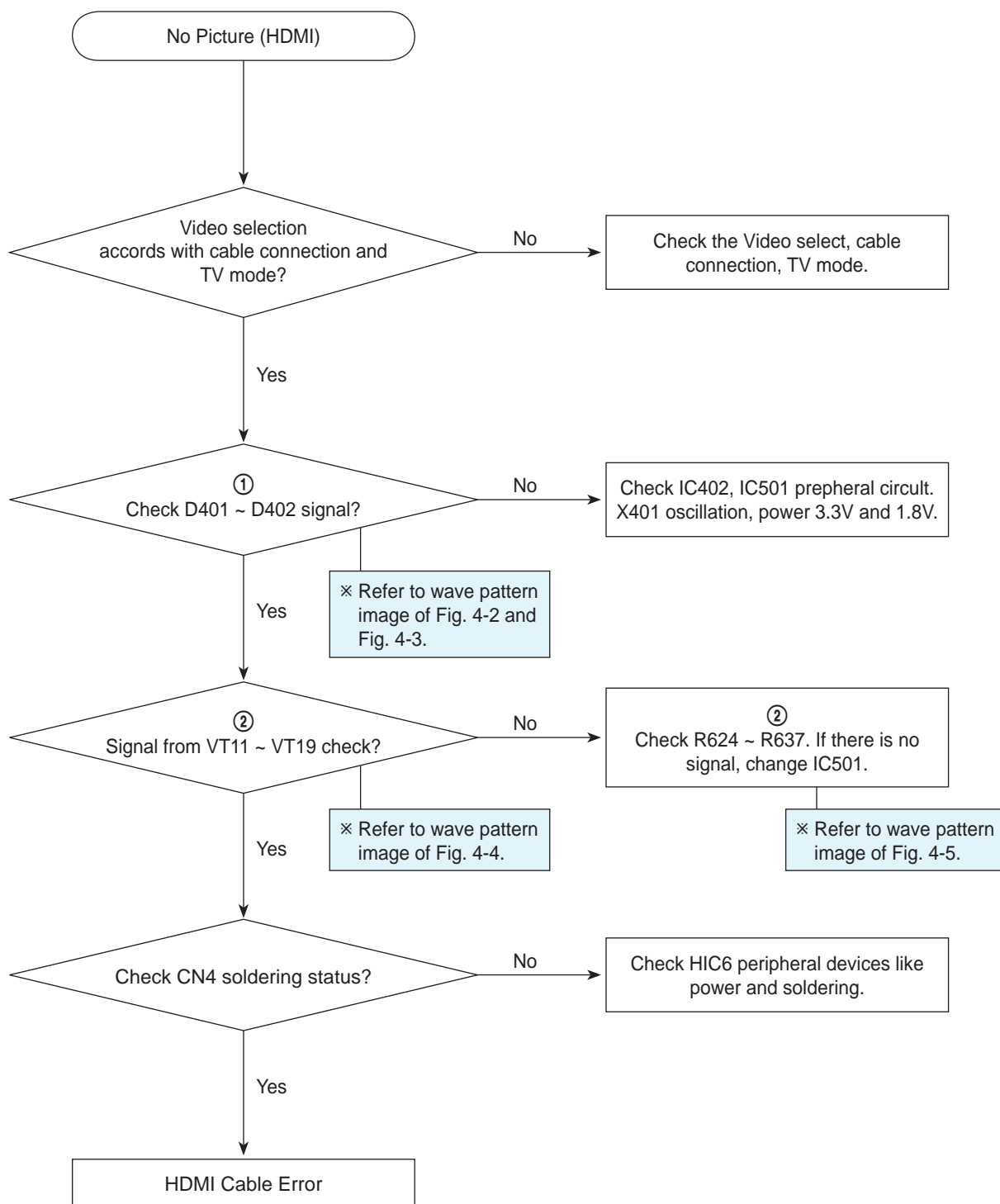
<Remote Eye Data>

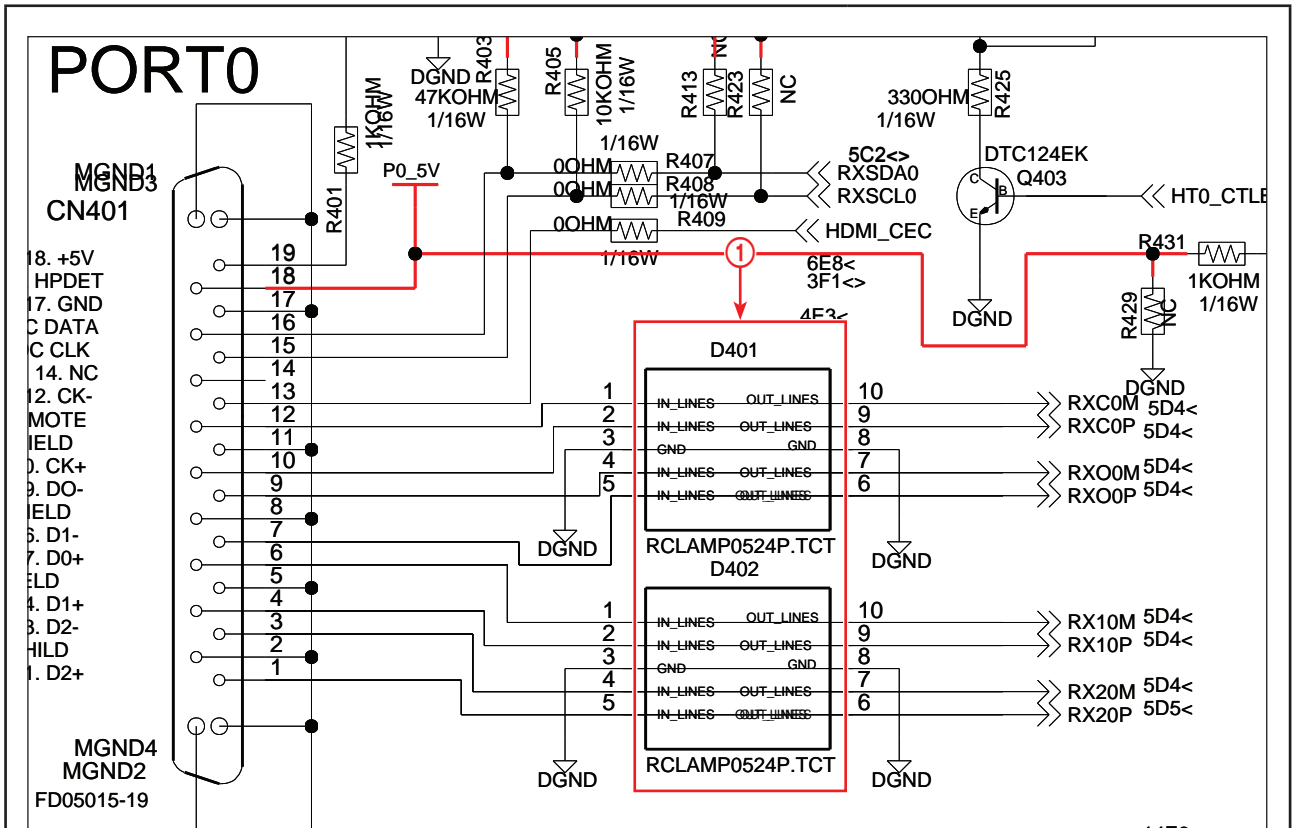
<Fig. 4-1>

### 4-1-5 No Picture

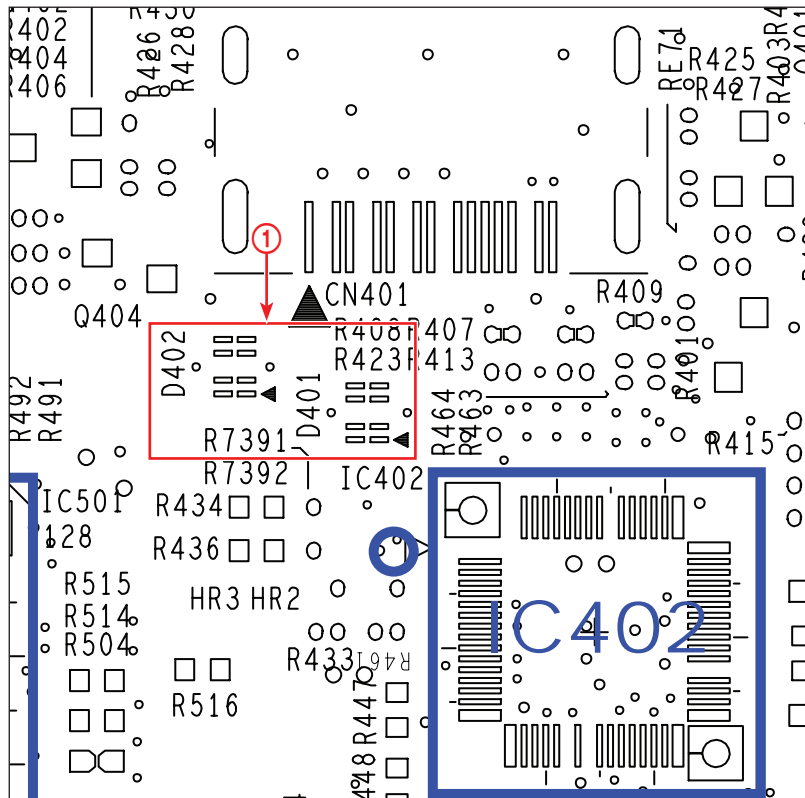


### 4-1-6 No Picture (HDMI) - Label A

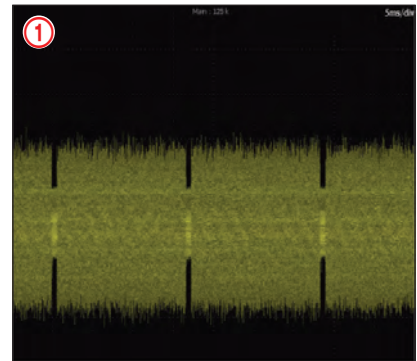




※ HDMI MICOM, page 7-10

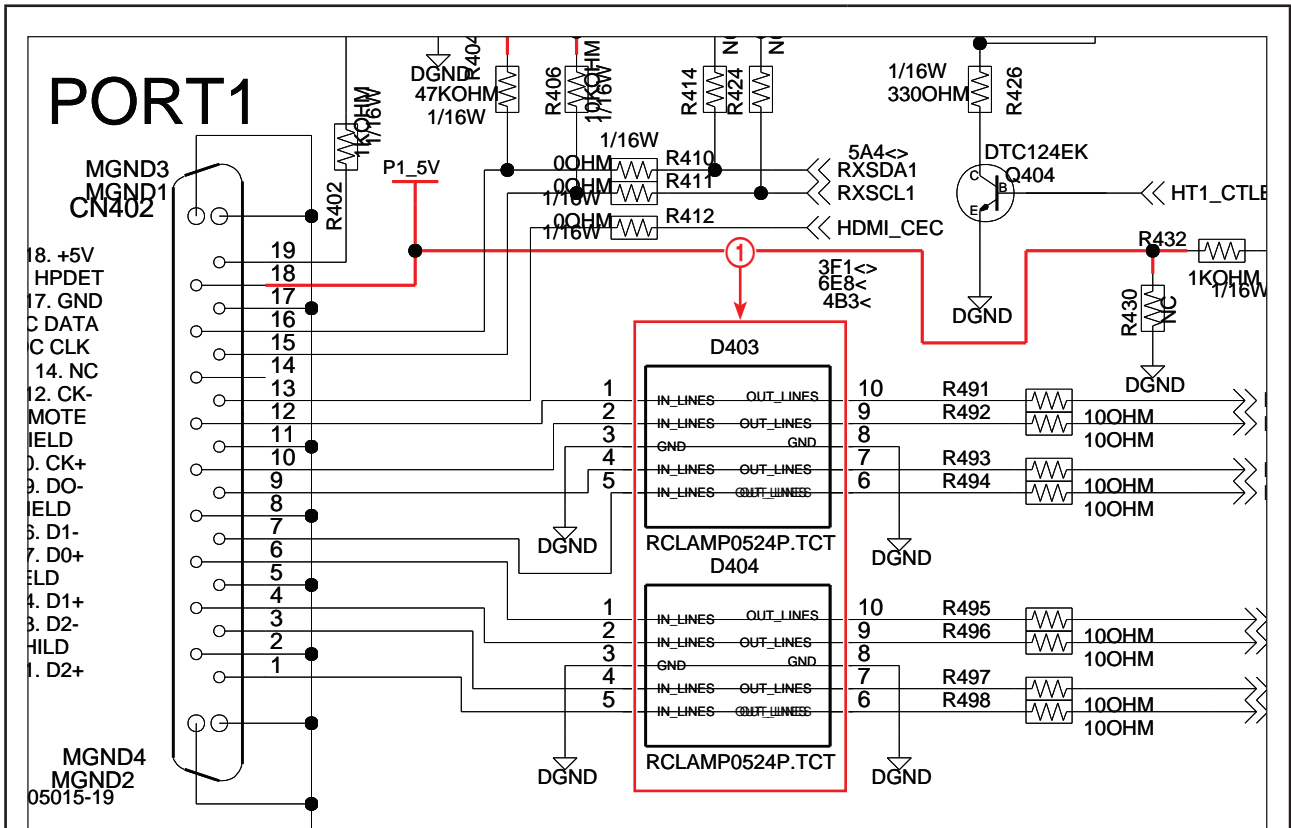


※ MAIN PCB Top, page 6-9

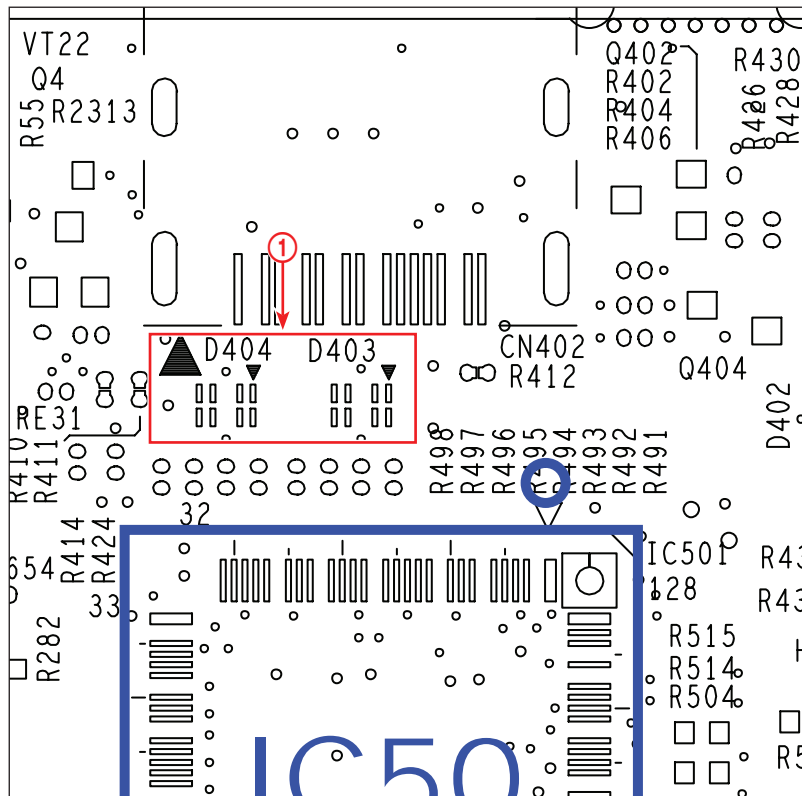


<HDMI EYE SIGNAL>

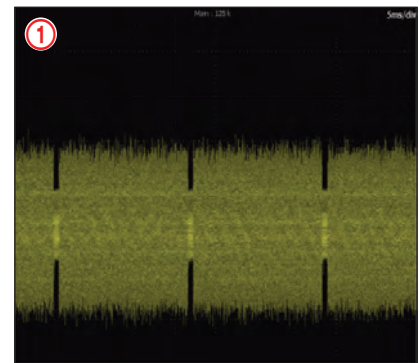
<Fig. 4-2>



※ HDMI MICOM, page 7-10

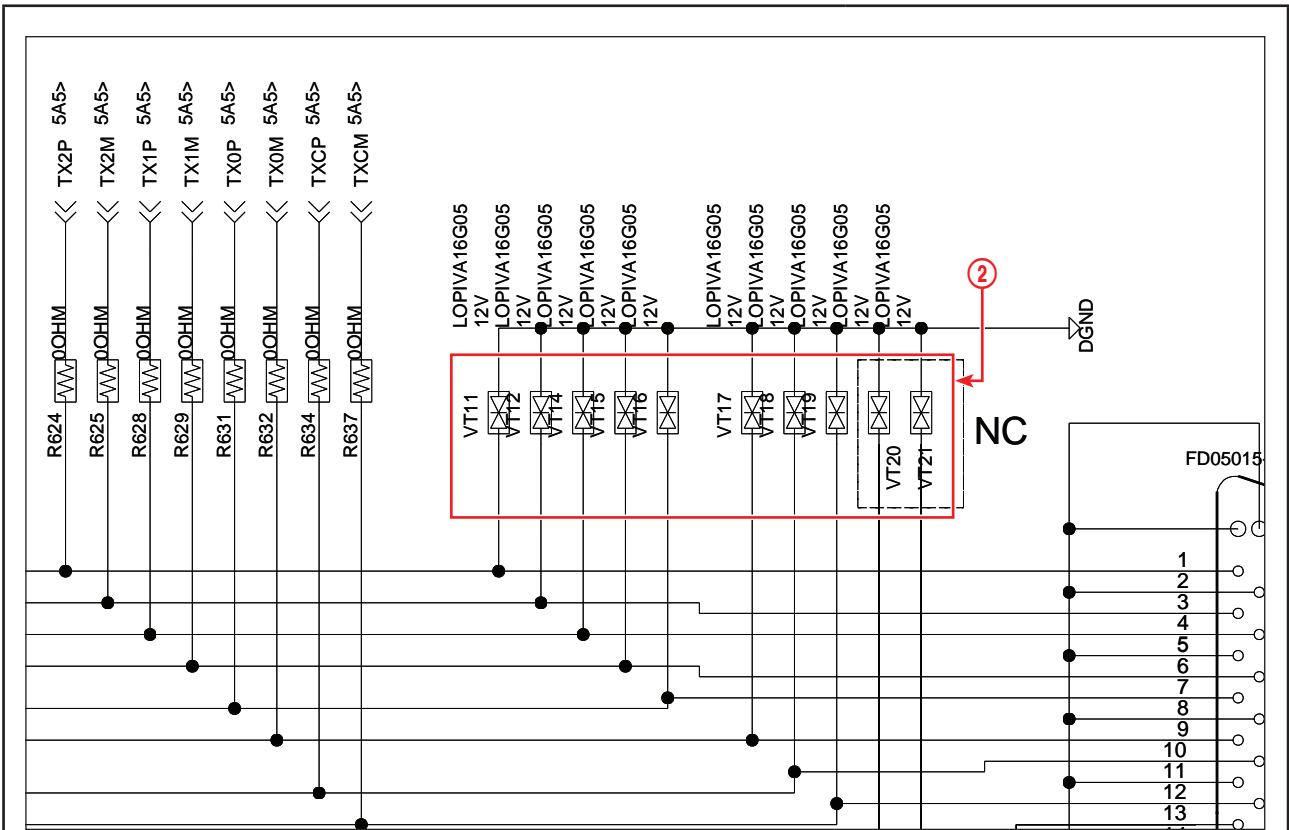


※ MAIN PCB Top, page 6-9

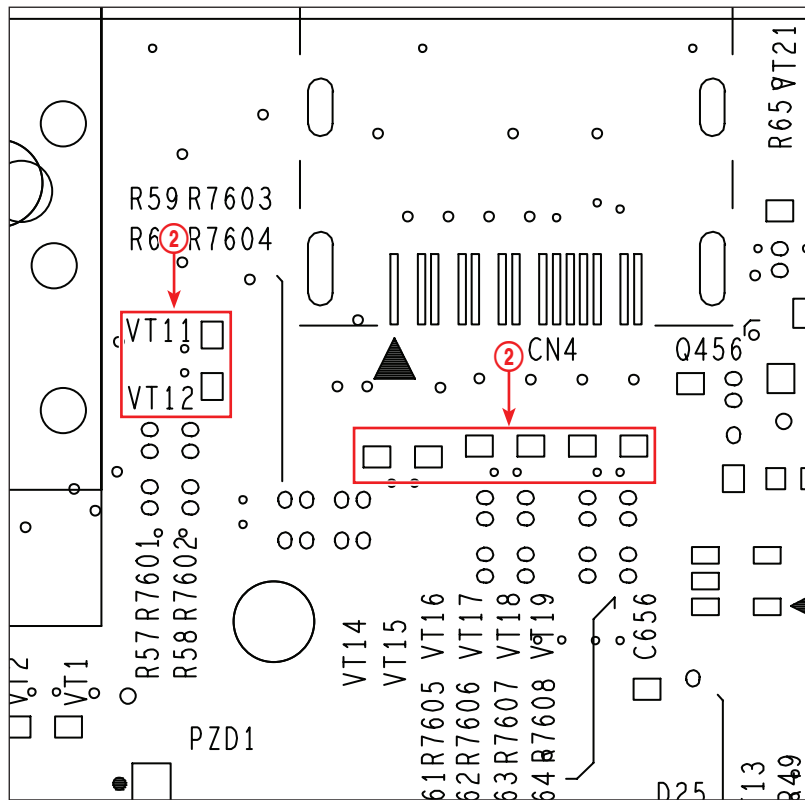


<HDMI EYE SIGNAL>

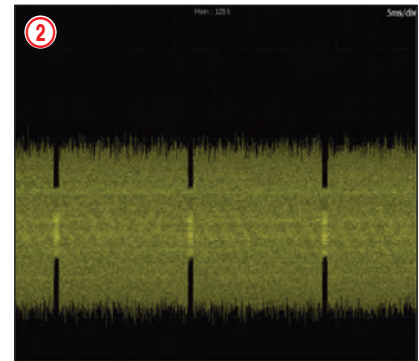
<Fig. 4-3>



※ HDMI TX, page 7-12



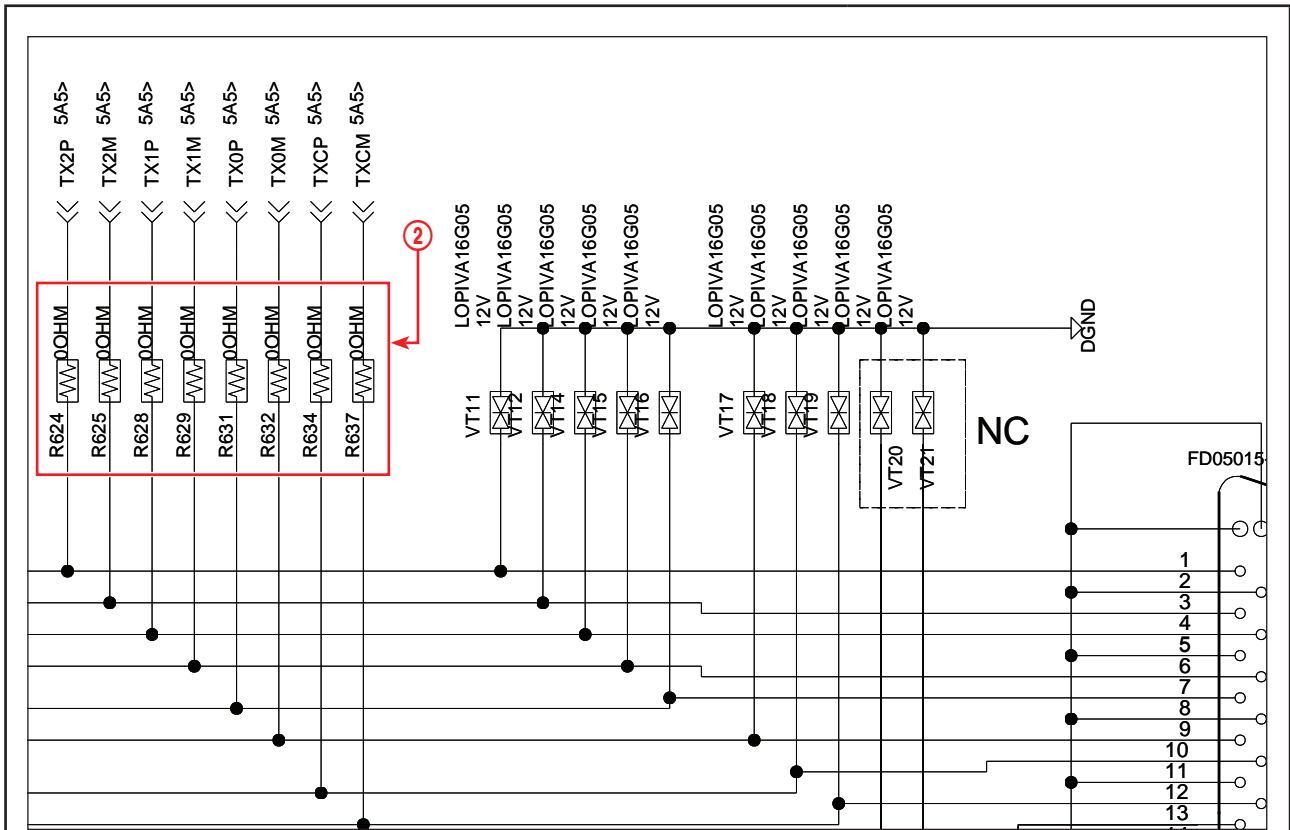
※ MAIN PCB Top, page 6-9



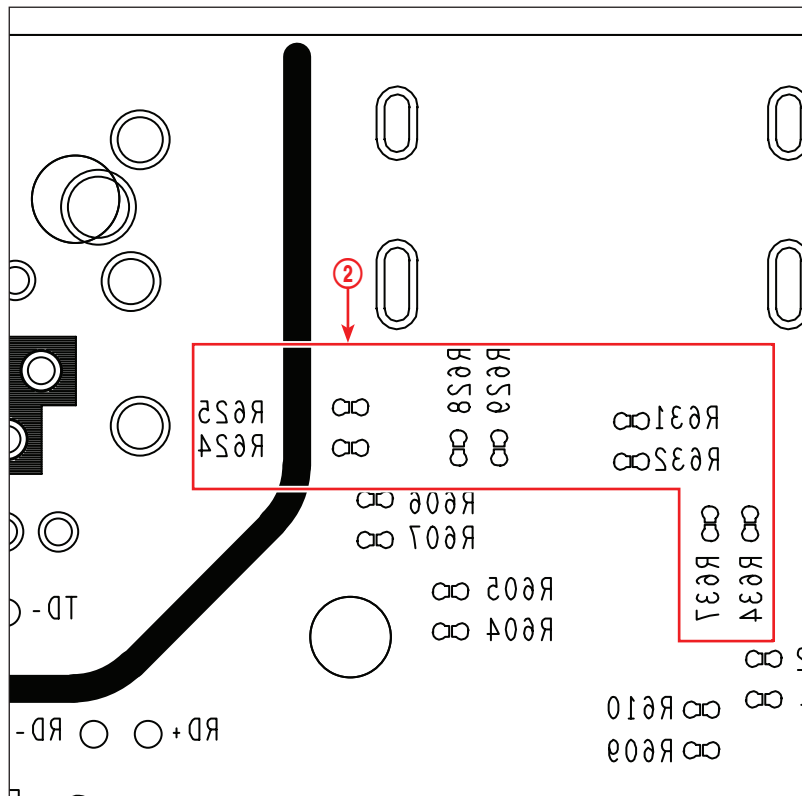
<AC Level 300~500mV>

<Fig. 4-4>

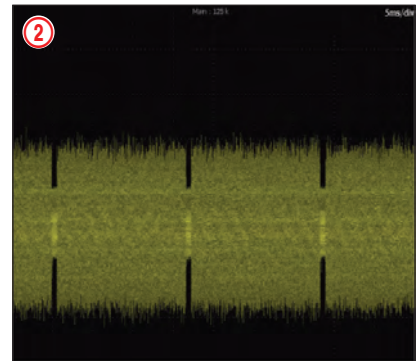




※ HDMI TX, page 7-12



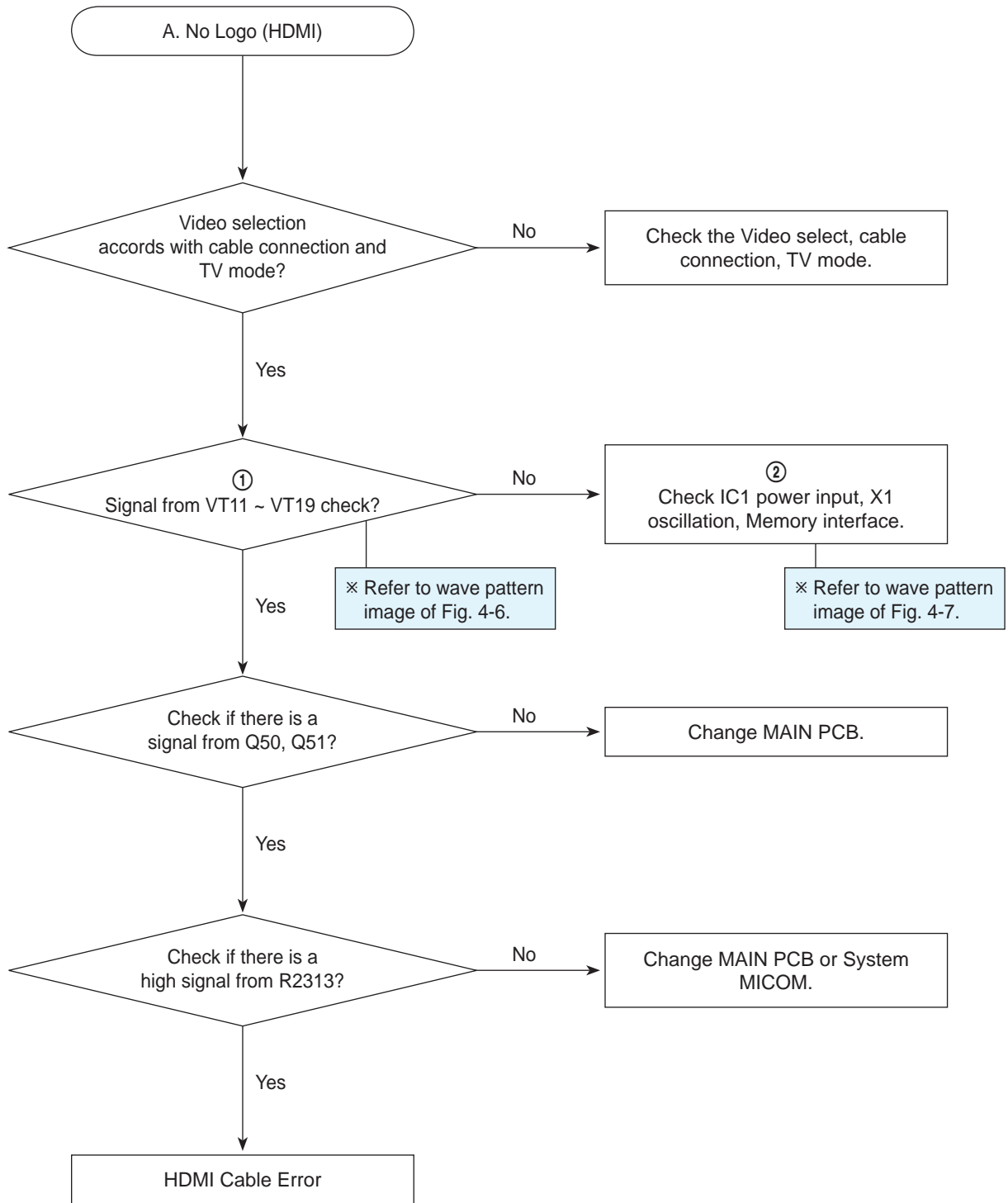
※ MAIN PCB Bottom, page 6-12

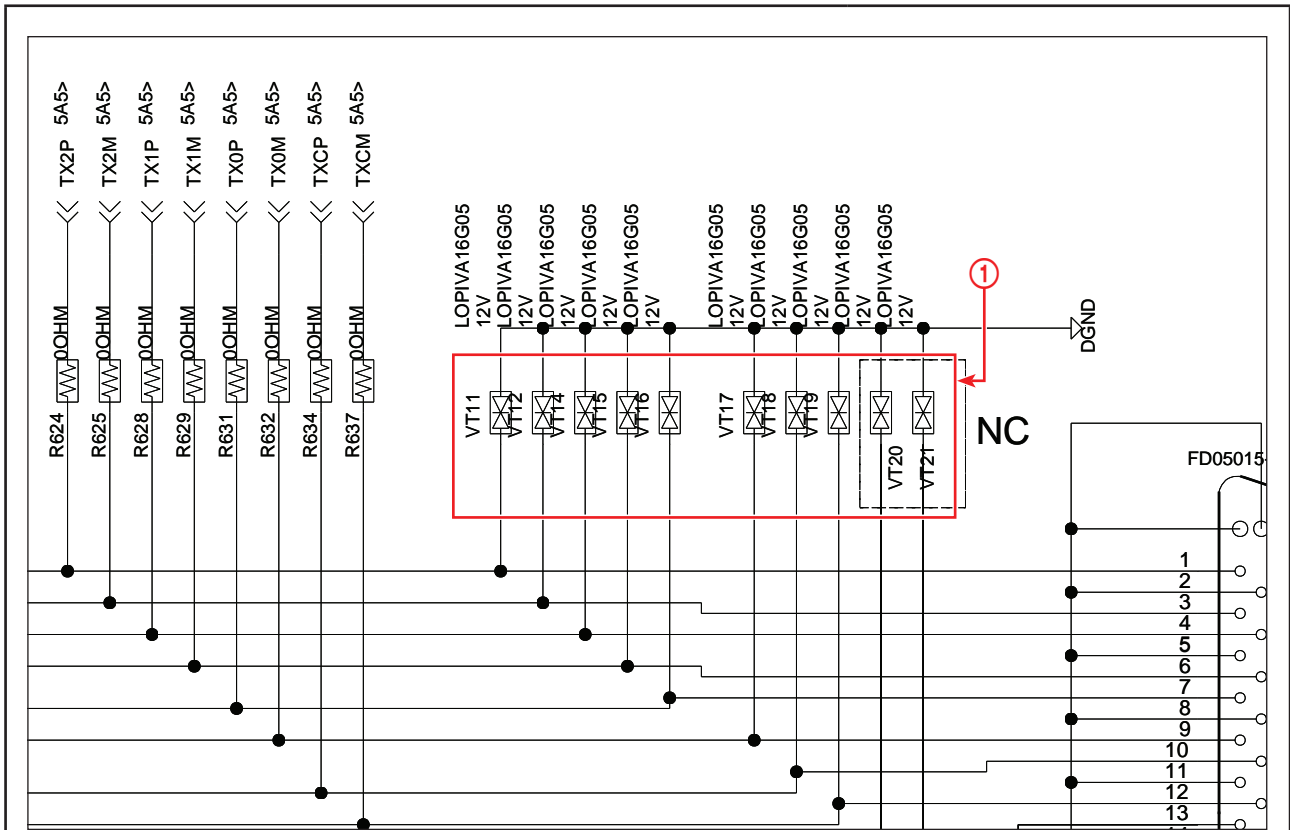


<AC Level 300~500mV>

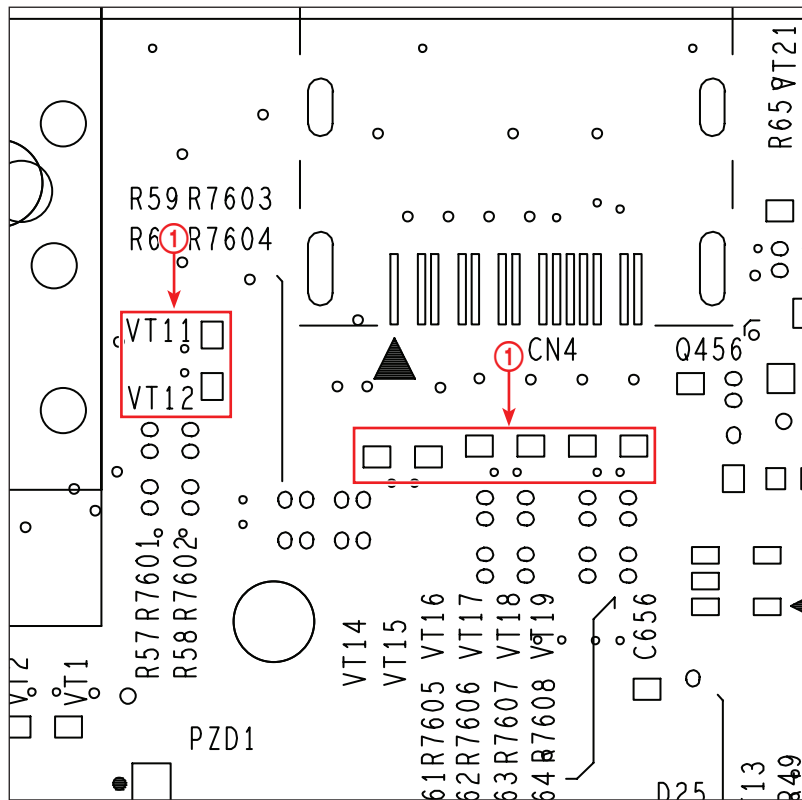
<Fig. 4-5>

### 4-1-7 No Logo (HDMI) - Label B

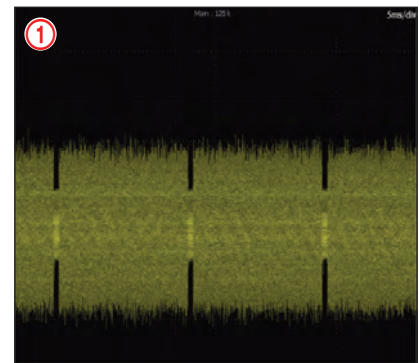




※ HDMI TX, page 7-12

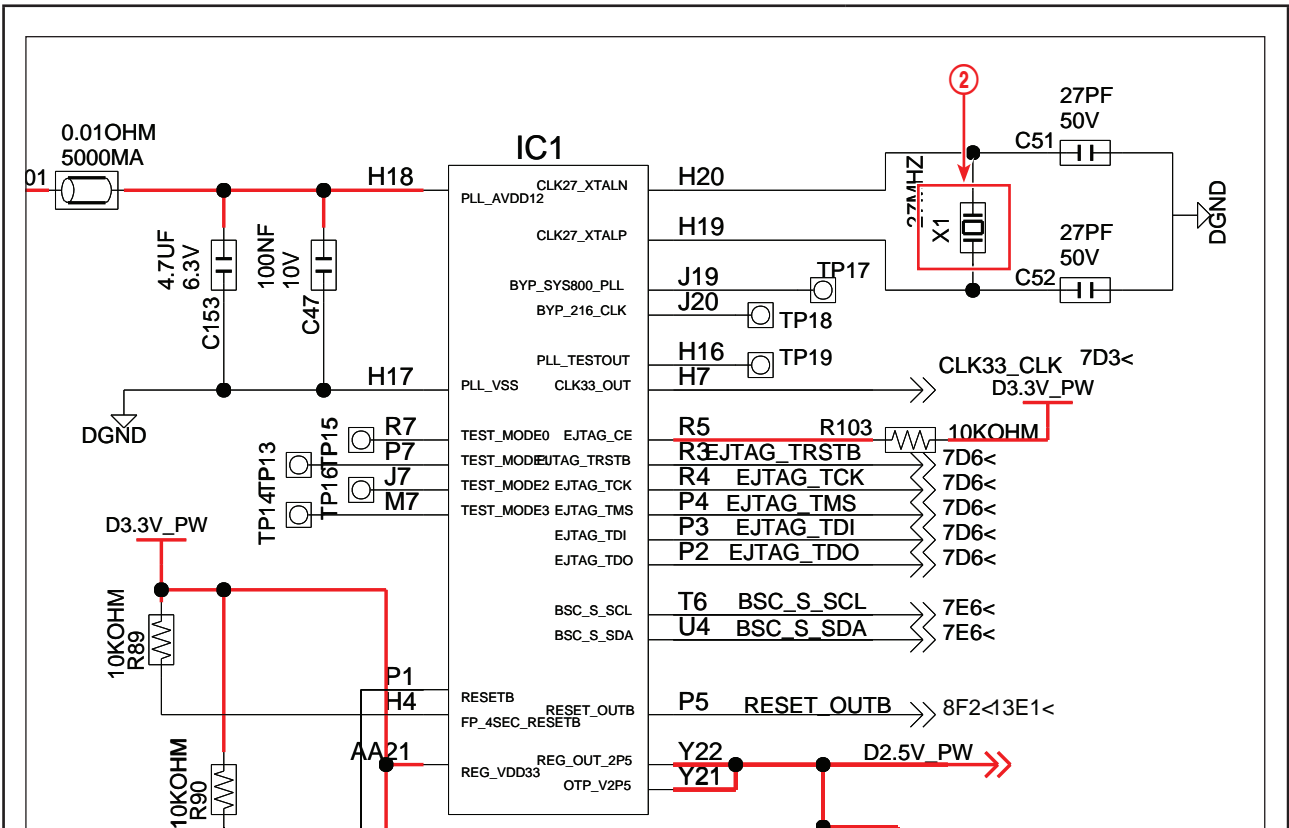


※ MAIN PCB Top, page 6-9

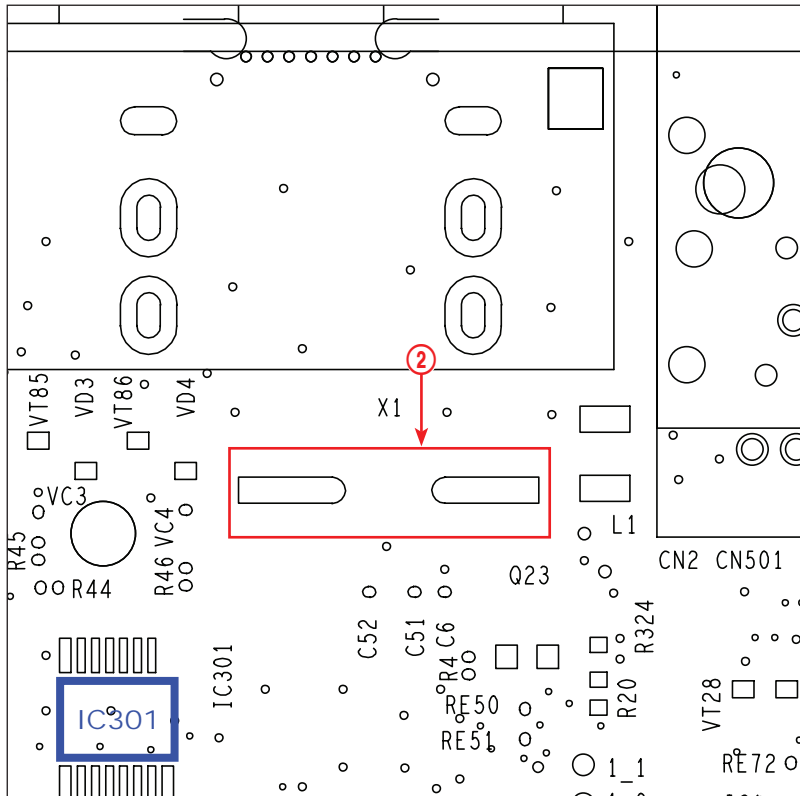


<HDMI EYE SIGNAL>

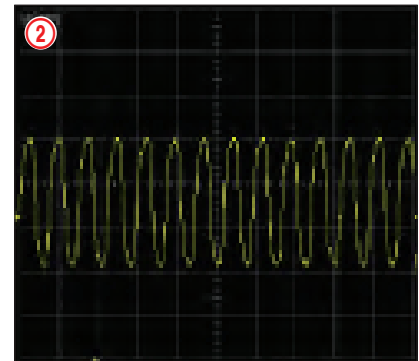
<Fig. 4-6>



※ NAND FLASH / CLOCK / BBS / JTAG, page 7-13



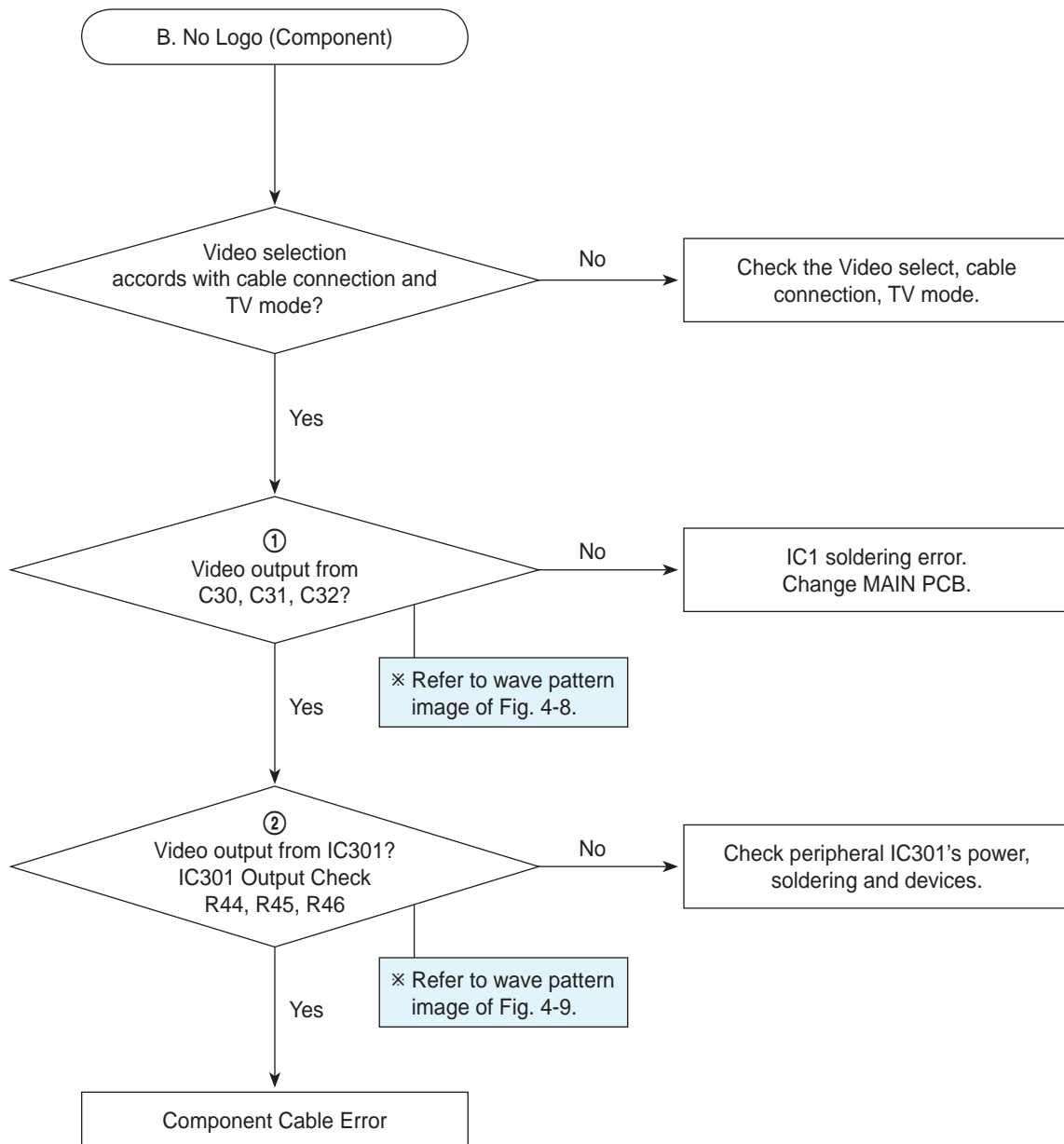
※ MAIN PCB Top, page 6-9

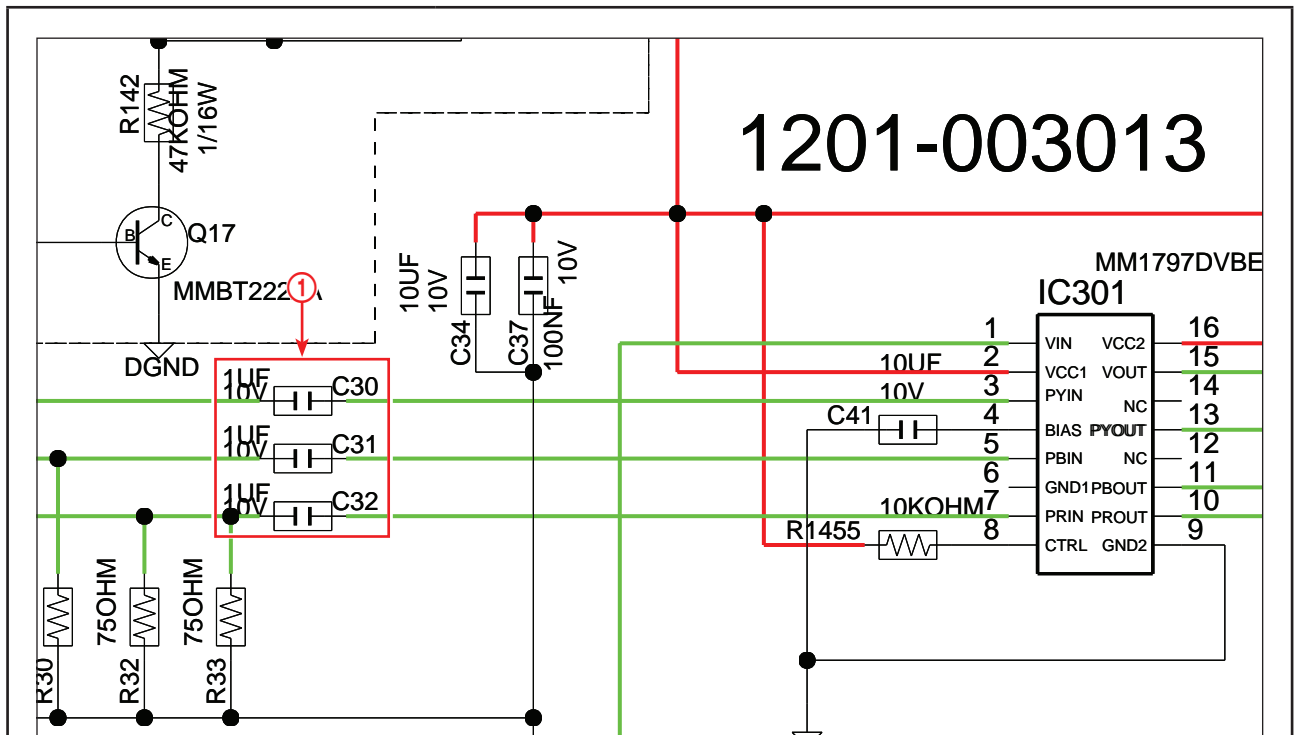


<X1 Must be 27MHz>

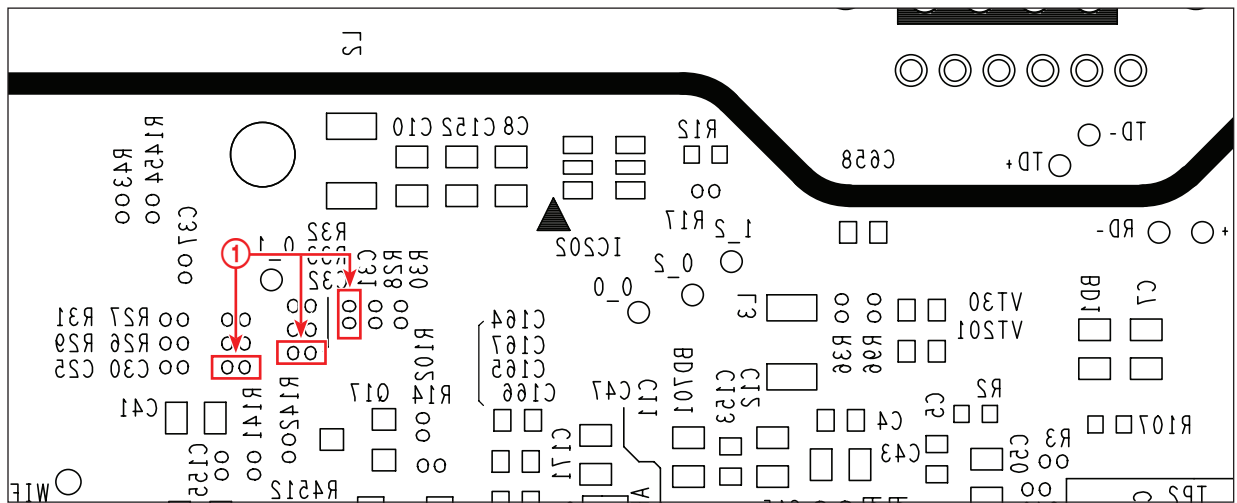
<Fig. 4-7>

### 4-1-8 No Logo (Component) - Label C





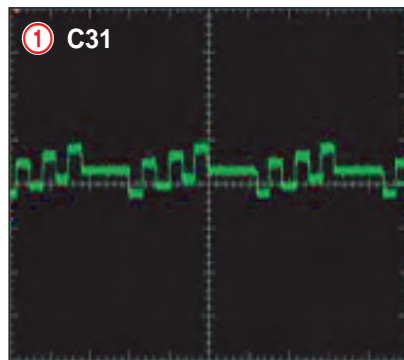
※ VIDEO / IPOD VIDEO, page 7-9



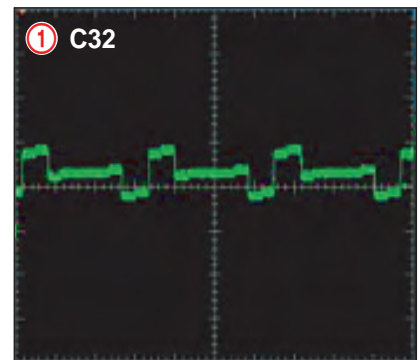
※ MAIN PCB Bottom, page 6-12



<C30 Y Signal>



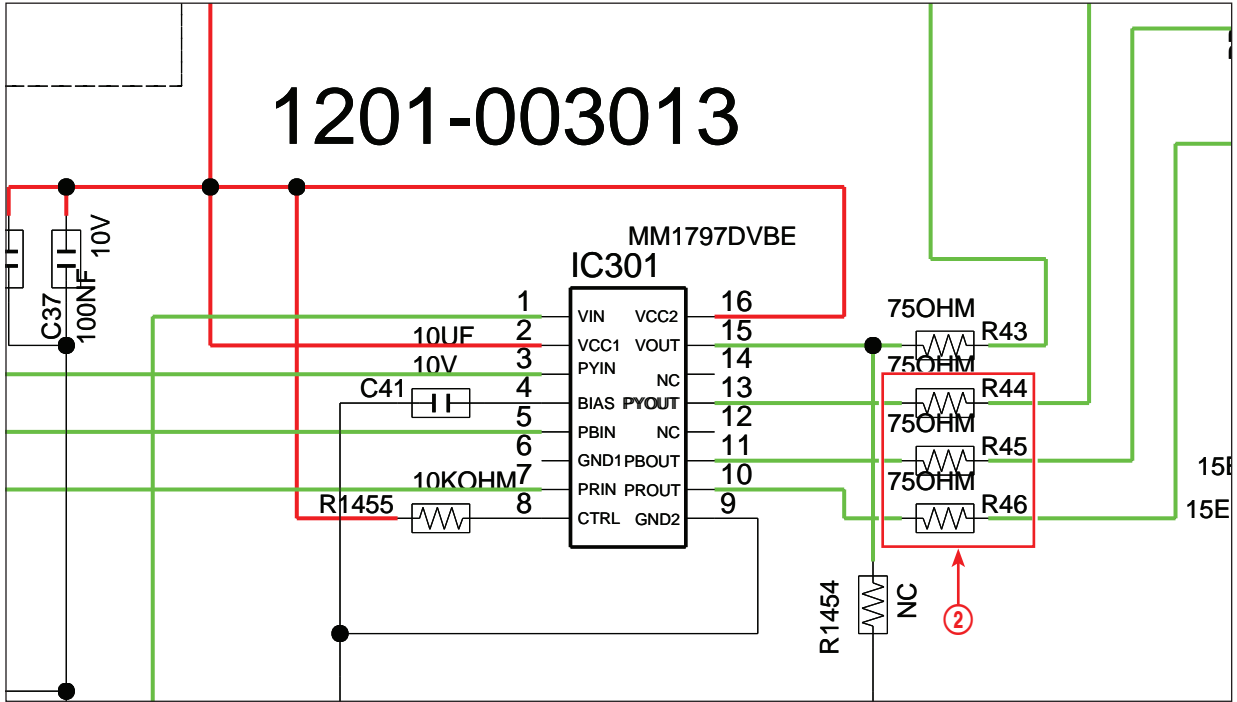
<C31 Pb Signal>



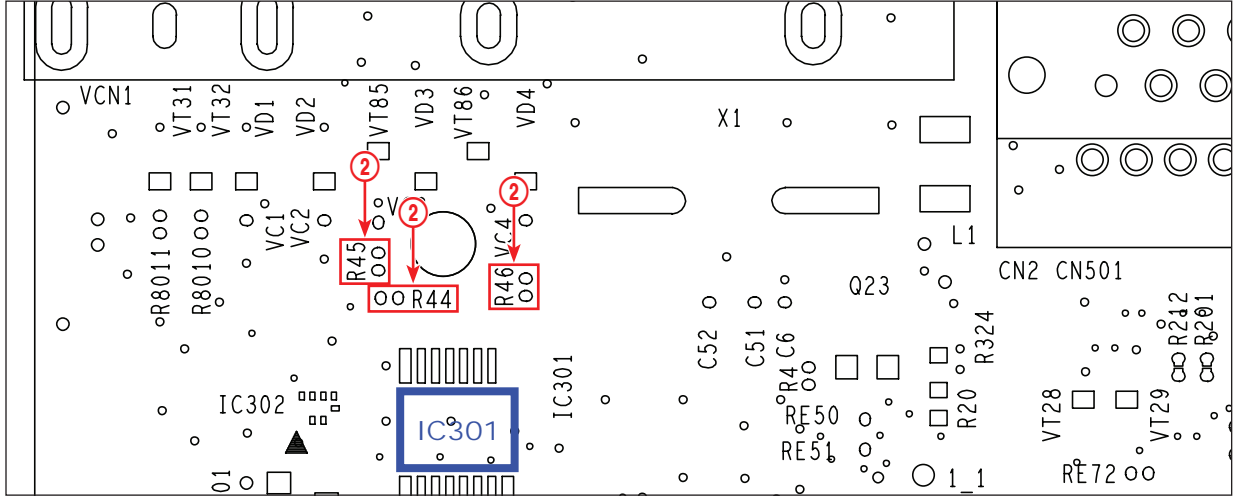
<C32 Pr Signal>

<Fig. 4-8>

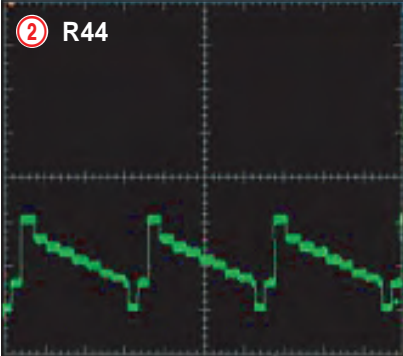
# 1201-003013



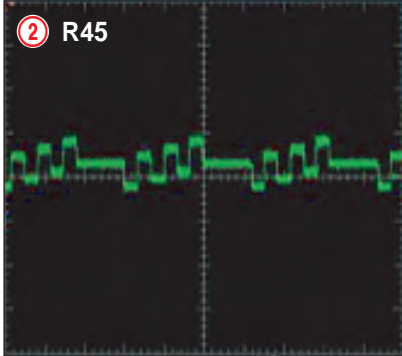
※ VIDEO / IPOD VIDEO, page 7-9



※ MAIN PCB Top, page 6-9



<R44 Y Signal>



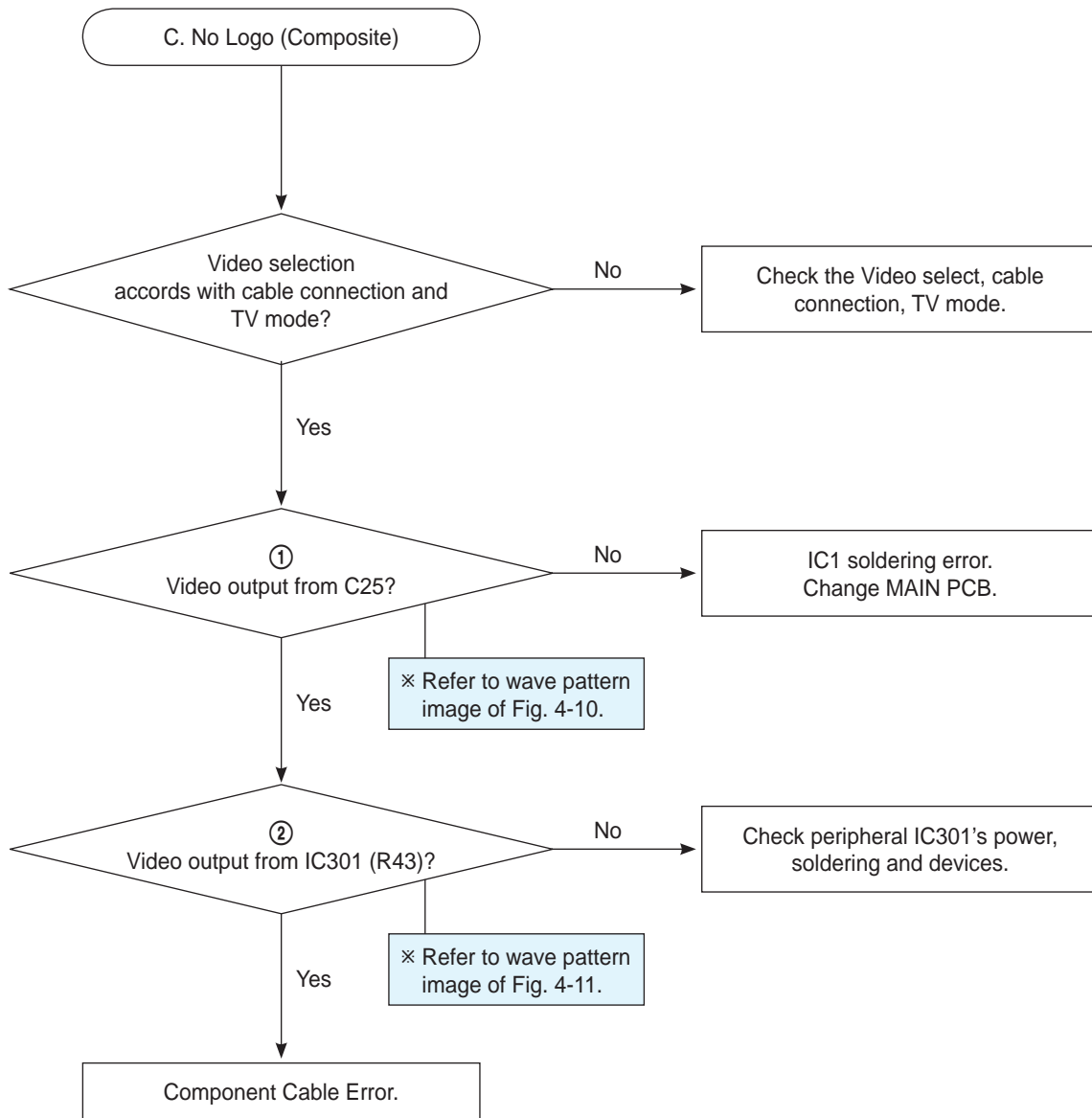
<R45 Pb Signal>



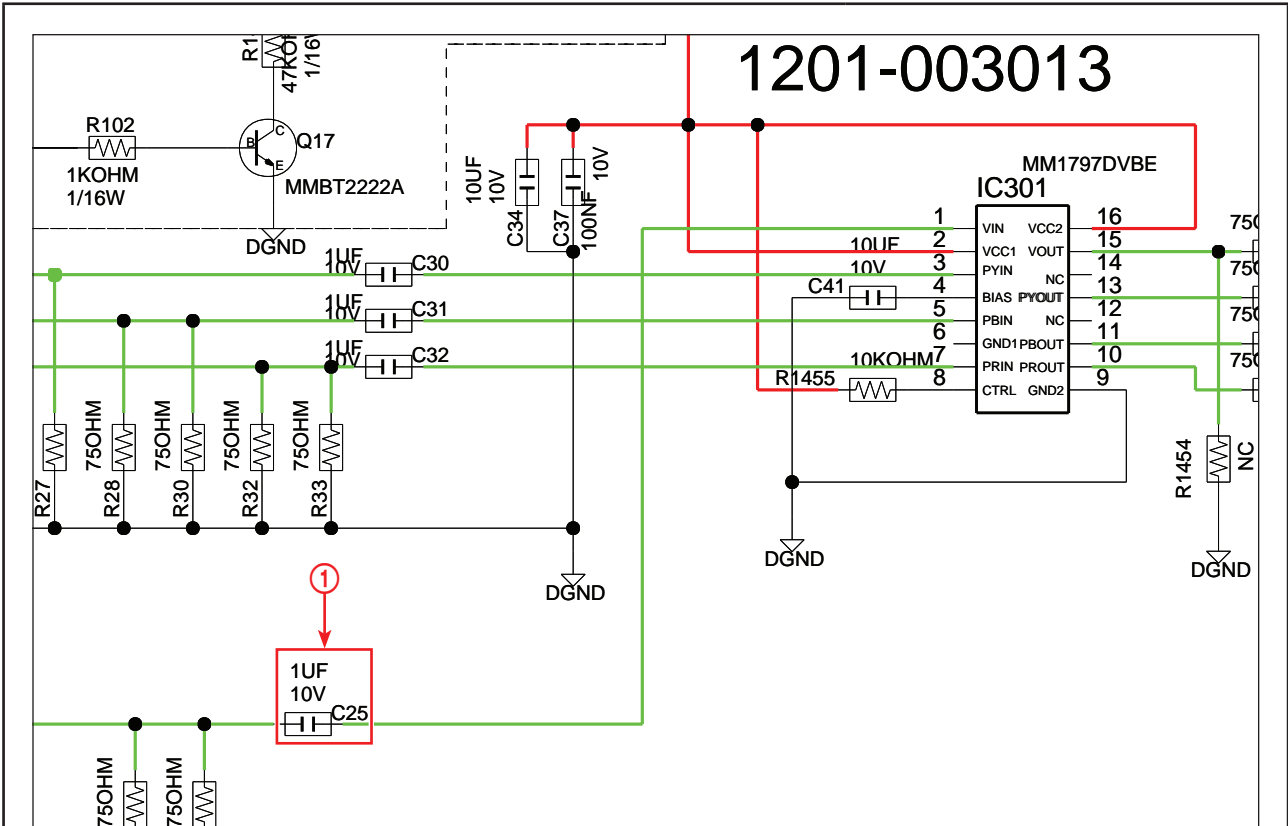
<R46 Pr Signal>

<Fig. 4-9>

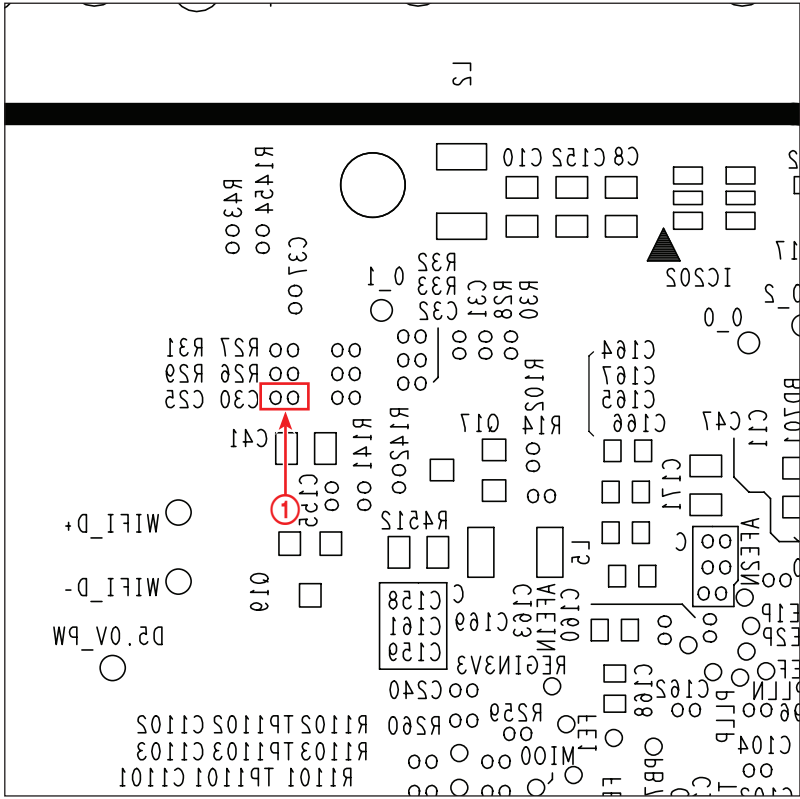
### 4-1-9 No Logo (Composite)



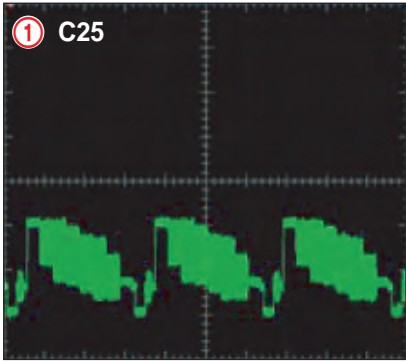




※ VIDEO / IPOD VIDEO, page 7-9



※ MAIN PCB Bottom, page 6-12

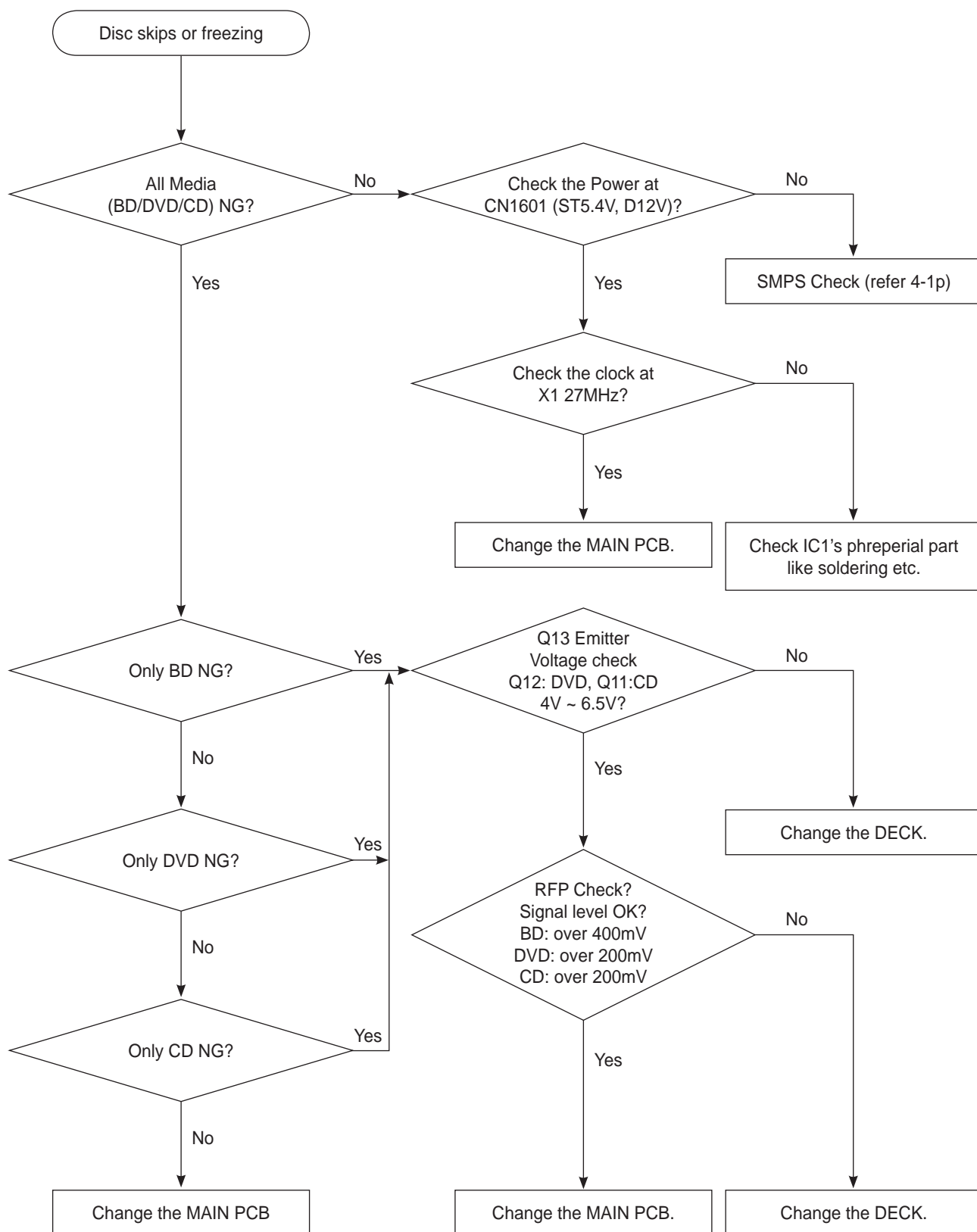


<C25 Composite Color Bar>

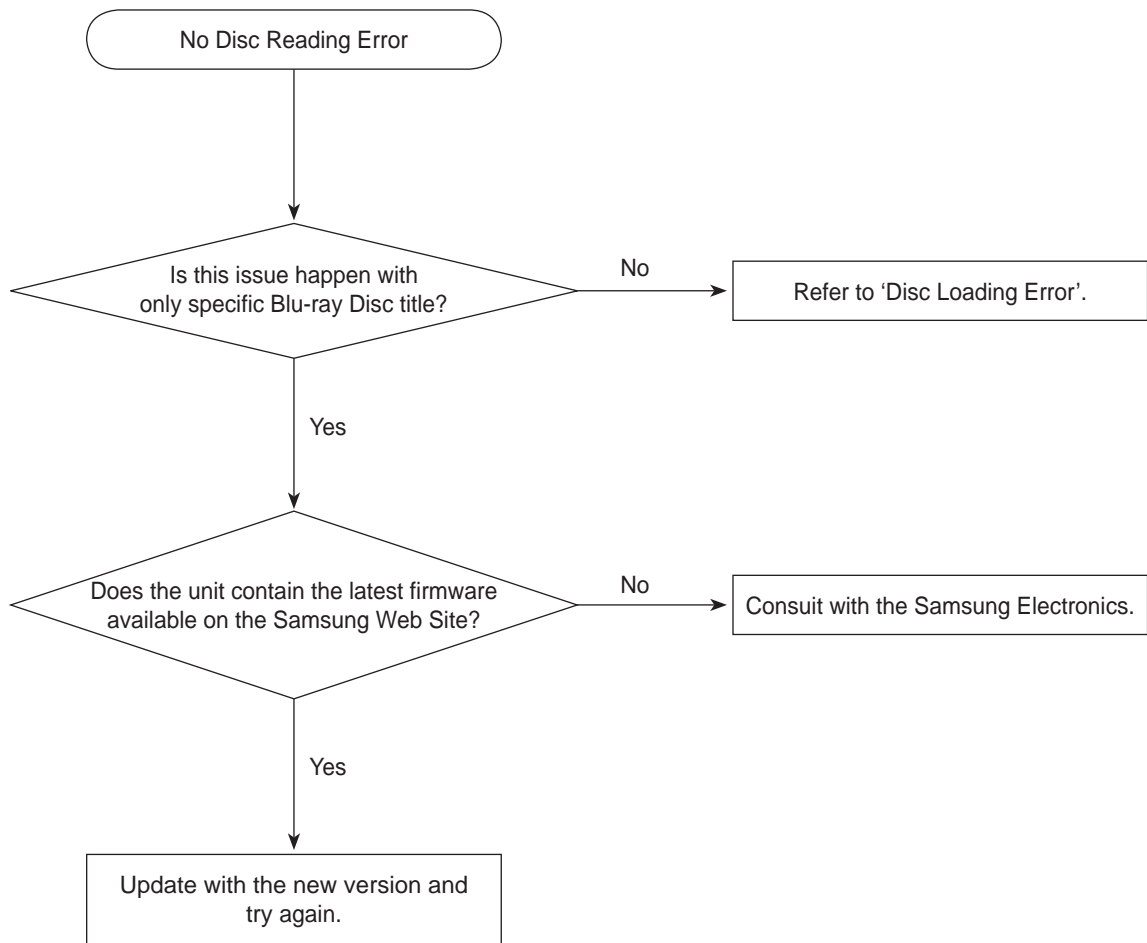
<Fig. 4-10>



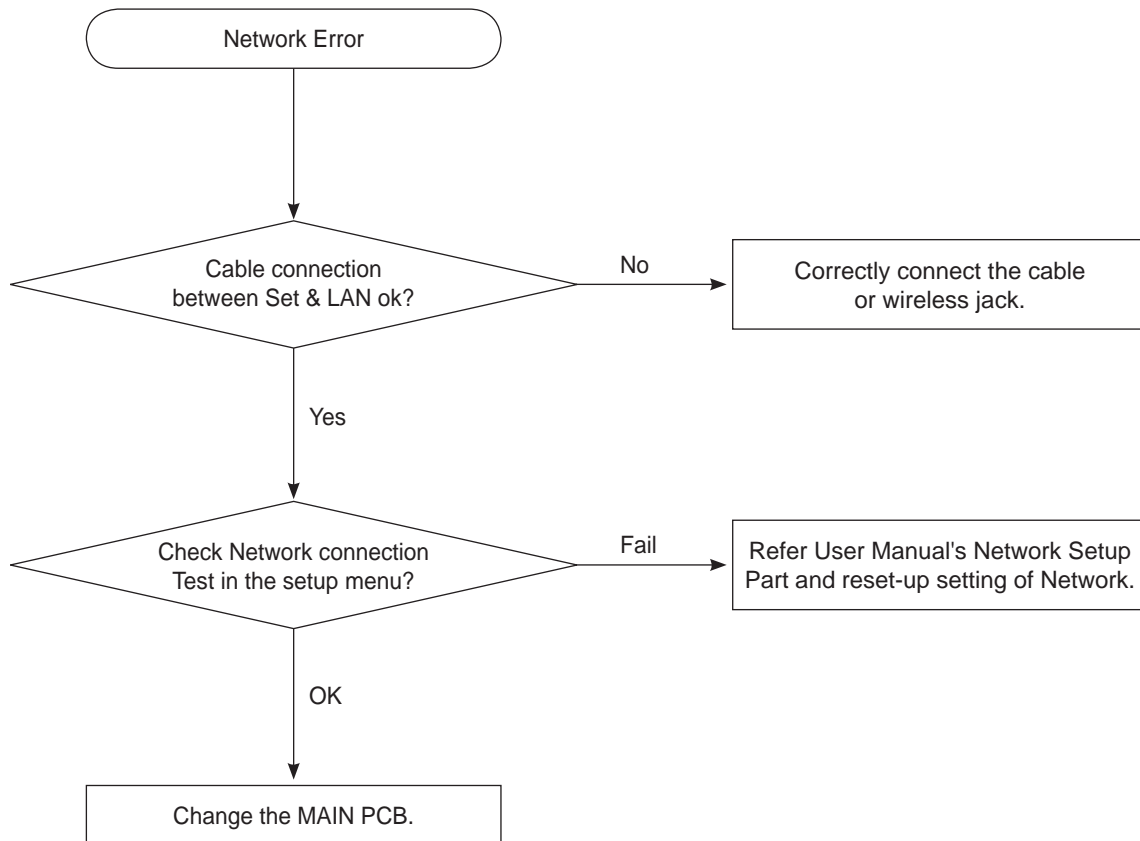
### 4-1-10 Disc skips or freezing



### 4-1-11 No Disc Reading Error



### 4-1-12 Network Error



- ※ The connection between LAN and SET is direct. So there is no need to check H/W if there is network problem. If it is, the problem is MAIN CHIP(IC1)'s BGA soldering problem. It must be changed to new board.

## 4-2 Initialization & Upgrade Methods

---

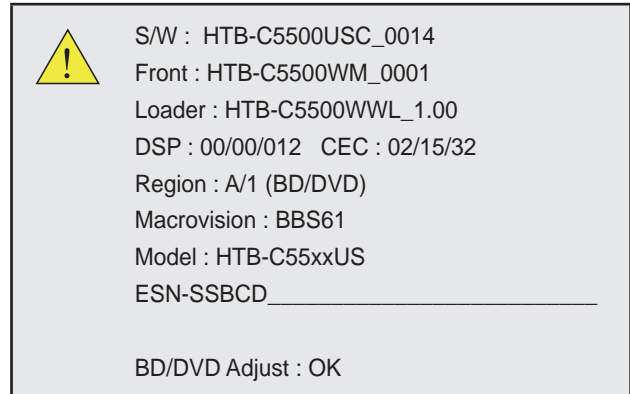
### 4-2-1 How to check F/W version

#### ■ Method 1

- Step 1: Open the tray.
- Step 2: Press and hold "INFO" button on the remote for 5 seconds.
- After that, the TV Display should look similar to Fig. 4-12.

#### ■ Method 2

- Press "MENU" on the remote control
- Setup → System Setup → System Information



<Fig. 4-12>

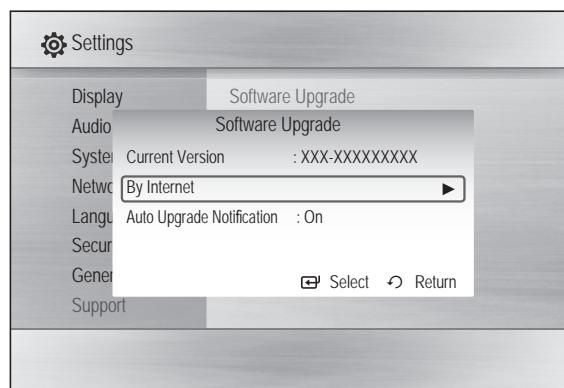
#### ■ Explanation of F/W Terms

- S/W : BACKEND Firmware
- Front : System micom
- Loader : Loader Firmware
- DSP : DSP firmware CEC : CEC firmware
- Region : BD region code / DVD region code
- Macrovision : Macrovision version
- Model : Model name
- ESN : Netflix serial number
- BD/DVD Adjust : Loader Disc Adjust (only factory possible)

## 4-2-2 How to update firmware

This menu allows you to upgrade software in order to improve the performance of the unit or to acquire additional services. In addition, you can also check the current software version, update via Internet, and set the Auto upgrade notification by using this menu. If the product is properly connected to the network via cable or wireless, then it will automatically connect to our website each time it is turned on and will download files in order to update itself.

1. To select By Internet, press the “ENTER” button.  
You will be noticed with a popup message if it finds a software program to update.
2. If you select Yes, it will turn off automatically before restarting. (Never turn it on manually.)
3. The update progress popup will appear.  
When the update is completed, it will turn back off automatically.
4. Press the “POWER” button to turn on the product.



### [Note]

- Update will be completed when the product turns off after two times of restarting. Press the POWER button to turn on the updated product for your use.  
Never turn off or on the product manually during the update process.
- Samsung Electronics shall take no legal responsibility for product malfunction caused by an unstable Internet connection or consumer negligence during software upgrade.

You can update software in any of the two ways as follows : Software update is the same as in the By Internet menu.

- USB : Visit [www.samsung.com/bluraysupport](http://www.samsung.com/bluraysupport), then download and store the latest software (RUF file) into the USB flash drive. Connect the USB flash drive to the USB port of the product (disc tray must be empty) to update the software, then follow the on-screen instructions.
- CD/DVD : Visit [www.samsung.com/bluraysupport](http://www.samsung.com/bluraysupport), download and write the latest software (RUF file) onto a disc. Insert and play the disc in the product to start the update, then follow the on-screen instructions.

### [Note]

- If you want to cancel the upgrade in the process of downloading the upgrade data, press the ENTER button.
- When the system upgrade is done, check the software details in the software Upgrade menu.
- Do not turn off the product during the System Upgrade, as it may cause the product to not work properly.
- Do not use USB devices other than USB Flash Drives to do software upgrades using the USB Host jack.

### 4-2-3 Cold Start Method (Initialize Setup)

1. This is useful when one forgets their Parental Lock password.
2. Press “■” button on the front panel for over 5 seconds during the ‘no disc’ status.
3. Then, VFD sign : ‘Initialize’ → Power will be turned off automatically.
4. System Micom Cold Start  
During Stand-By, just press the Stop Button on the Remote Control for 5 seconds.  
Then, the Red LED should blink.




## 4-3 Buyer-Region Code Setting Method

### 4-3-1 Inserting Region Code after replacing the Main PBA

**[Reference]**

- After replacing the Main PBA and System Micom (IC1302), the region code should be inserted.
- The unit will not work properly if you do not insert the correct region code.
- You must use the remote control.

1. Select "AUX" Mode. And then press the "TUNER MEMORY" button on the remote control for 4-5 seconds.



2. After step (1), you should see the "T-MODE" message display on the VFD. Press the "down" direction button during this message.

※ The "T-MODE" indicator on the VFD only appears for a very short time.



3. After step (2), you can see "TEST --" on the VFD. Insert the number "46" to select the Region Code.



4. After step (3), you can see "--" on the VFD. Insert the Region Code (see Table on next page) corresponding to the model and area in which you reside in using the "0-9" buttons on the remote control. And then turn off the power.



5. For checking if the input is well-done correctly, please do Number 1, 2, 3 again and then during “TEST – –” MODE insert number 47.

After that, you can check the option code which you inserted.

For example, you can see “000US5”. It means that you inserted region code “000” and the region is USA which supports 5.1CH Audio output. If it is “047EU2”, it means that you inserted region code “047” and the region is Europe which supports 2.1ch Audio output.

※ HT-C5500 Series 5.1CH Option Table

Area	HT-C5500 Series 5.1CH Region Code	Remark
USA	000	HDMI IN Deleted. Simple Play Support.
Japan	001	
Korea	002	
Taiwan	003	
Philippines	004	
Mexico	005	
Latin American	006	
Europe	007	
Indonesia	008	
Australia	009	
Russia (semi_mic)	010	Only models which support semi-karaoke not including MIDI file.
Russia (full_mic)	011	Full karaoke models which support MIDI file.
Africa	012	
China (semi_mic)	013	
Brazil	014	
Canada	015	USA pec + HDMI IN Function Added
ETC	016	USA spec + HDMI IN Added, ASC Deleted
ETC	017	
ETC	018	
ETC	019	

<Table 4-1>

※ HT-C6500 Series 7.1CH Option Table

Area	HT-C6500 Series 7.1CH Region Code	Remark
USA	020	
Japan	021	
Korea	022	
Taiwan	023	
Philippines	024	
Mexico	025	
Latin American	026	
Europe	027	
Indonesia	028	
Australia	029	
Russia (semi_mic)	030	Only models which support semi-karaoke not including MIDI file.
Russia (full_mic)	031	Full karaoke models which support MIDI file.
Africa	032	
China (semi_mic)	033	
Brazil	034	
Canada	035	
ETC	036	
ETC	037	
ETC	038	
ETC	039	

<Table 4-2>

※ HT-C5500 Series 2.1CH Option Table

Area	HT-C5500 Series 2.1CH Region Code	Remark
USA	040	
Japan	041	
Korea	042	
Taiwan	043	
Philippines	044	
Mexico	045	
Latin American	046	
Europe	047	
Indonesia	048	
Australia	049	
Russia (semi_mic)	050	Only models which support semi-karaoke not including MIDI file.
Russia (full_mic)	051	Full karaoke models which support MIDI file.
Africa	052	
China (semi_mic)	053	
Brazil	054	
Canada	055	
ETC	056	
ETC	057	
ETC	058	
ETC	059	

<Table 4-3>

※ HT-C5500 Series 3.1CH Option Table

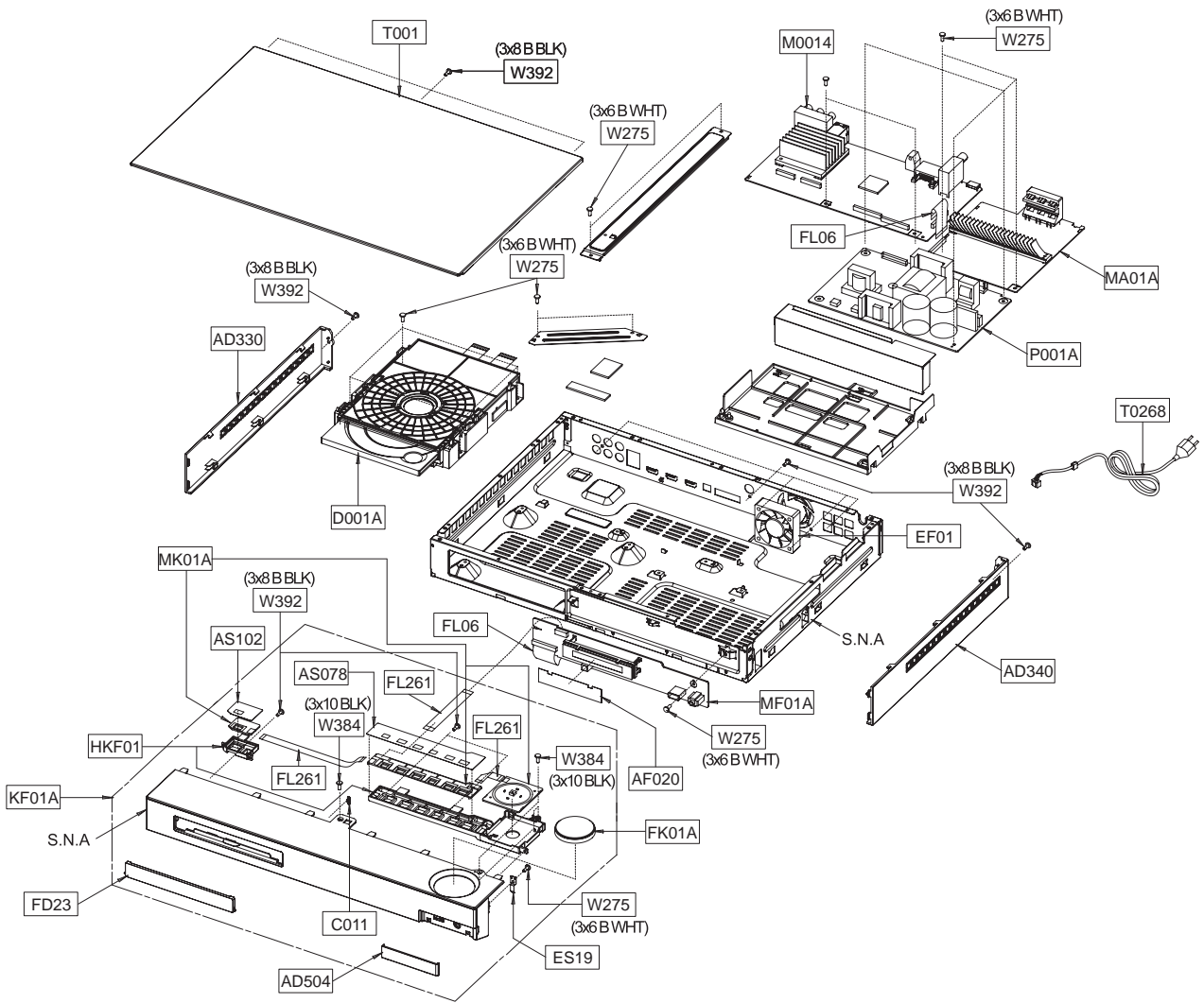
Area	HT-C5500 Series 3.1CH Region Code	Remark
USA	060	
Japan	061	
Korea	062	
Taiwan	063	
Philippines	064	
Mexico	065	
Latin American	066	
Europe	067	
Indonesia	068	
Australia	069	
Russia (semi_mic)	070	Only models which support semi-karaoke not including MIDI file.
Russia (full_mic)	071	Full karaoke models which support MIDI file.
Africa	072	
China (semi_mic)	073	
Brazil	074	
Canada	075	
ETC	076	
ETC	077	
ETC	078	
ETC	079	

<Table 4-4>

# MEMO

# 5. Exploded View & Part List

## 5-1 Product Exploded View

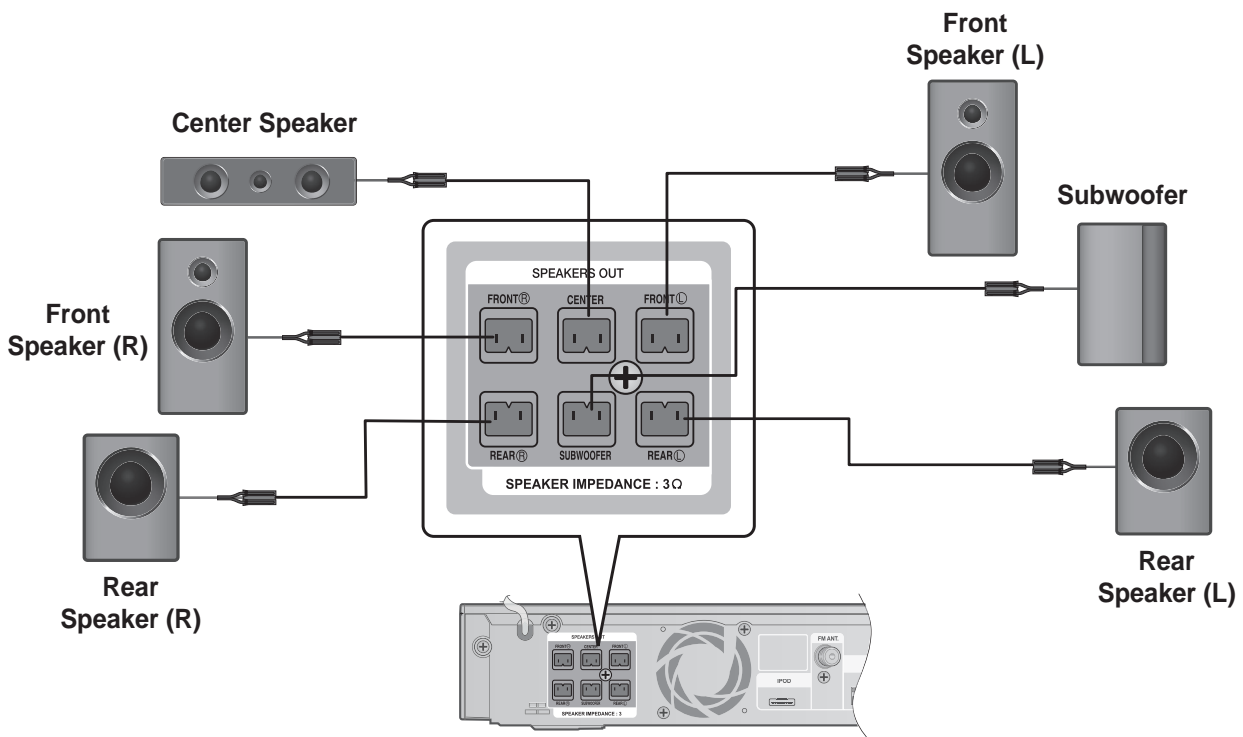




## Part List

Loc. No.	Part No.	Description;Specification	Qty.	SNA	Remark
AD330	AH64-05292B	DECORATION-SIDE-L;HT-C5500,ABS,2.5,350,5	1	SA	
AD340	AH64-05293B	DECORATION-SIDE-R;HT-C5500,ABS,2.5,350,5	1	SA	
AD504	AH64-05321A	DOOR-HIDDEN;HT-C5500,ABS+PMMA,2.2,25,80,	1	SA	
AF020	AH63-02108A	FILTER-VFD;HT-C5500,PC,0.5T,90,25,VIOLET	1	SA	
AS078	AH63-02006A	SHEET-FUNCTION;HT-BD3250,pc 0.1t,0.3,156	1	SA	
AS102	AH63-02007A	SHEET-POWER;HT-BD3250,PC T0.3,0.3,100,15	1	SA	
C011	AH61-02527A	SPRING ETC-DOOR;HT-Z310,STS 304 WPS,0.2,	1	SA	
D001A	AK96-01192J	ASSY ENGINE P-BD DECK SKD;BD-P6C,OEM,1B,	1	SA	
EF01	3103-001251	FAN-DC;12,80mA,2000rpm,0.11m <sup>3</sup> /mi,0.62mm	1	SA	
ES19	AH61-03102A	SPRING ETC-HIDDEN;HT-C6500,STAINLESS-ST5	1	SA	
FD23	AH64-05320A	DOOR-BD;HT-C5500,ABS+PMMA,2.2,15,100,3,B	1	SA	
FK01A	AH96-00175B	ASSY KNOB P-VOLUME;HT-C5500,BASIC,PMMA+A	1	SA	
FL06	3809-002517	FFC CABLE-FLAT;30V,80C,100mm,28P,1.0mm,U	1	SA	
FL06	3809-002518	FFC CABLE-FLAT;30V,80C,220mm,28P,1.0mm,U	1	SA	
FL261	3809-002351	FFC CABLE-FLAT;30V,80C,185mm,5P,1.0mm,UL	1	SA	
FL261	3809-002357	FFC CABLE-FLAT;30V,80C,90mm,15P,1.0mm,UL	1	SA	
FL261	3809-002359	FFC CABLE-FLAT;30V,80C,45mm,5P,1mm,UL206	1	SA	
HKF01	AH61-02963A	HOLDER-KEY FUNCTION;HT-BD3250,ABS,13,60,	1	SA	
KF01A	AH90-00453E	ASSY MISC-KITTING FRONT+KEY PCB;HT-C5500	1	SA	
M0014	AH96-00589A	ASSY PCB P;HT-C5500,BD HOME THEATER,AH94	1	SA	
MA01A	AH96-00460A	ASSY PCB P-AMP;HT-C5500,AH94-02430A	1	SA	
MF01A	AH96-00462A	ASSY PCB P-FRONT;HT-C5500,AH94-02431D	1	SA	
MK01A	AH94-02432B	ASSY PCB KEY;HT-C5500,BD HOME THEATER,FR	1	SA	
P001A	AH94-02449E	ASSY PCB SMPS;HT-C5500_Manual,BD HTS,1	1	SA	
T001	AH63-02119B	COVER-TOP;HT-C5500,ABS,2.5,350,58,BLK	1	SA	
T0268	3903-000402	CBF-POWER CORD;AT,US,EP2,HOUSING(2P),125	1	SA	
W275	6003-001561	SCREW-TAPTYPE;BH,+,-,B,M3,L6,ZPC(WHT),SW	14	SA	
W384	6002-000126	SCREW-TAPPING;FH,+,-,2S,M3,L10,ZPC(BLK),	2	SA	
W392	6003-000282	SCREW-TAPTYPE;BH,+,-,B,M3,L8,ZPC(BLK),SW	9	SA	

## 5-2 Speaker System



### ■ Part List

Loc. No.	Part No.	Description;Specification	Qty.	SNA	Remark
Speaker Wire	AH81-02177B	PS-Q20,SPK CORDCONNECTOR,FRONT/SUB	1	SA	
Front Speaker (L)	AH81-05734A	SPEAKER-FRONT LEFT SPK	1	SA	
Front Speaker (R)	AH81-05734B	SPEAKER-FRONT RIGHT SPK	1	SA	
Center Speaker	AH81-05734C	SPEAKER-CENTER SPK	1	SA	
Rear Speaker (L)	AH81-05734D	SPEAKER-REAR LEFT SPK	1	SA	
Rear Speaker (R)	AH81-05734Y	SPEAKER-REAR RIGHT	1	SA	
Subwoofer	AH96-00625A	ASSY SPEAKER P-W0 SUBWOOFER SPK	1	SA	

## 5-3 Electrical Part List

Loc. No.	Part No.	Description	Specification	Qty.	SNA	Remark
<b>MK01A</b>	<b>AH94-02432B</b>	<b>ASSY PCB KEY</b>	<b>HT-C5500,BD HOME T</b>	<b>1</b>	<b>SA</b>	
6MC22	2203-000975	C-CER,CHIP	47nF,10%,25V,X7R,TP,	5	SNA	
AC510	3708-001618	CONNECTOR-FPC/FFC/PIC	5P,1mm,SM	4	SA	
AQ7	0504-000128	TR-DIGITAL	FJV3103R,NPN,200mW,2	3	SA	
AQ8	0504-000156	TR-DIGITAL	KSR2103,PNP,200MW,22	1	SA	
AR164	2007-000076	R-CHIP	330ohm,5%,1/10W,TP,1608	6	SA	
AR49	2007-000140	R-CHIP	1Kohm,5%,1/16W,TP,1005	13	SA	
AS420	3406-001146	SWITCH-ROTARY	5V DC,HOLLOW-SHAF	1	SA	
C102	2203-006158	C-CER,CHIP	100nF,10%,16V,X7R,TP	18	SA	
C125	2203-006361	C-CER,CHIP	10000nF,10%,10V,X5R,	1	SC	
C134	2203-000257	C-CER,CHIP	10nF,10%,50V,X7R,TP,	4	SA	
CN353	3708-001994	CONNECTOR-FPC/FFC/PIC	15P,1mm,S	1	SNA	
HDR7	2007-000139	R-CHIP	220ohm,5%,1/16W,TP,1005	2	SNA	
IS01	1209-001866	IC-SENSOR	SS501,SOT-26,6P,2.9x1	1	SA	
IS01A	1209-001864	IC-SENSOR	TOUCHCORE1.0,QFN,20P,	1	SNA	
KAR7	2007-000120	R-CHIP	680ohm,5%,1/10W,TP,1608	1	SA	
KR7	2007-000402	R-CHIP	150ohm,5%,1/10W,TP,1608	1	SA	
L0405	0601-002094	LED	SMD(TOP VIEW),WHT,1.6x0.8x0	7	SA	
L0405	0601-002705	LED	SMD(SIDE VIEW),WHT,3.8x1.2x	7	SA	
L0405	0601-002706	LED	SMD(SIDE VIEW),RED,3.8x1.2x	1	SA	
L0405	0601-002823	LED	SMD(TOP VIEW),BLUE,3.5x2.7x	4	SNA	
MR166	2007-000119	R-CHIP	560ohm,5%,1/10W,TP,1608	4	SA	
MROP1	2007-000090	R-CHIP	10Kohm,5%,1/10W,TP,1608	8	SA	
R104	2007-000148	R-CHIP	10Kohm,5%,1/16W,TP,1005	1	SA	
R111	2007-000171	R-CHIP	0ohm,5%,1/16W,TP,1005	2	SA	
S.N.A	0202-001459	SOLDER-CREAM	S3X58-M405,D20~38u	0.331	SNA	
S.N.A	0202-001492	SOLDER-WIRE FLUX	HSE-02 LFM48 S	0.05	SNA	
WL02	3301-001069	BEAD-SMD	120ohm,1.6x0.8x0.8mm,2	5	SA	
	0403-001797	DIODE-ZENER	NZH3V0B,2.85/3.15V,	1	SNA	
	0406-001128	DIODE-TVS	MLVS-0603-E08,50V	1	SA	
	2007-000477	R-CHIP	1Mohm,5%,1/8W,TP,2012	7	SC	
	2007-001316	R-CHIP	820ohm,5%,1/16W,TP,1005	1	SA	
	2007-007334	R-CHIP	200Kohm,1%,1/16W,TP,1005	1	SA	
	AH41-01303A	PCB-KEY	HT-C5500,CEM-3,2,00,T1.	1	SNA	
	AH97-04884A	ASSY MICOM-MICOM IC	HT_C5500_10	1	SNA	
	AH97-04953A	ASSY SMD	C5500,ASSY SMD,KEY(XAA	1	SNA	
<b>MA01A</b>	<b>AH96-00460A</b>	<b>ASSY PCB P-AMP</b>	<b>HT-C5500,AH94-02</b>	<b>1</b>	<b>SA</b>	
6MC22	2203-000975	C-CER,CHIP	47nF,10%,25V,X7R,TP,	1	SNA	
AAC1	2203-005249	C-CER,CHIP	100nF,10%,50V,X7R,TP	87	SA	
AAR39	2007-000123	R-CHIP	1.5Kohm,5%,1/10W,TP,1608	2	SA	
AC10	2203-000531	C-CER,CHIP	2.7nF,10%,50V,X7R,16	12	SA	
AC139	2203-000491	C-CER,CHIP	2.2nF,10%,50V,X7R,16	6	SA	
AC510	3708-001981	CONNECTOR-FPC/FFC/PIC	28P,1mm,S	1	SNA	
AD480	2203-000203	C-CER,CHIP	100nF,10%,16V,X7R,TP	2	SA	
AD480	2203-001386	C-CER,CHIP	100nF,10%,100V,X7R,T	7	SNA	
AD480	2203-006336	C-CER,CHIP	10000nF,10%,25V,X5R,	15	SA	

Loc. No.	Part No.	Description	Specification	Qty.	SNA	Remark
AD480	2203-006698	C-CER,CHIP	1000nF,10%,25V,X7R,1	4	SA	
AD480	2203-006706	C-CER,CHIP	2200nF,10%,50V,X7R,3	1	SNA	
AD480	2203-007176	C-CER,CHIP	10000nF,10%,16V,X5R,	14	SNA	
AH025	AH62-00223A	HEAT SINK-AMP	HT-C5500,ALLUMINU	1	SNA	
AH260	AH61-02854A	HOLDER-HEATSINK	HT-BD1250,HIPS	2	SNA	
AQ7	0504-000128	TR-DIGITAL	FJV3103R,NPN,200mW,2	1	SA	
AR108	2007-000097	R-CHIP	47Kohm,5%,1/10W,TP,1608	19	SA	
AR150	2007-000078	R-CHIP	1Kohm,5%,1/10W,TP,1608	18	SA	
AR158	2007-000077	R-CHIP	470ohm,5%,1/10W,TP,1608	1	SA	
AR174	2007-000129	R-CHIP	27Kohm,5%,1/10W,TP,1608	8	SA	
AR30	2007-000074	R-CHIP	100ohm,5%,1/10W,TP,1608	6	SA	
AR42	2007-000939	R-CHIP	47Kohm,1%,1/10W,TP,1608	6	SA	
ARR2	2007-000102	R-CHIP	100Kohm,5%,1/10W,TP,1608	1	SA	
C	2402-000108	C-AL,SMD	10uF,20%,16V,WT,TP,4.3	6	SA	
C	2402-001218	C-AL,SMD	22UF,20%,35V,WT,TP,6.6	2	SA	
C	2401-004447	C-AL	680uF,20%,50V,LZ,TP,12.5x2	6	SNA	
C125	2203-006361	C-CER,CHIP	10000nF,10%,10V,X5R,	5	SC	
C134	2203-000257	C-CER,CHIP	10nF,10%,50V,X7R,TP,	4	SA	
C24	2203-005565	C-CER,CHIP	1nF,5%,50V,NP0,TP,16	18	SA	
C4N08	2203-000140	C-CER,CHIP	1.5nF,10%,50V,X7R,16	6	SNA	
CER02	2007-000071	R-CHIP	22ohm,5%,1/10W,TP,1608	1	SA	
CER04	2007-000084	R-CHIP	4.7Kohm,5%,1/10W,TP,1608	1	SA	
D0254	0402-001090	DIODE-SCHOTTKY	MBRS1100,100V,10	1	SNA	
D1	0401-001099	DIODE-SWITCHING	1N4148WS,75V,15	6	SA	
DR01A	0402-001427	DIODE-RECTIFIER	ES1D,200V,1A,DO	6	SA	
DR01A	0402-001614	DIODE-RECTIFIER	S1G,400V,1A,DO-	12	SA	
DR1	2007-000043	R-CHIP	1Kohm,1%,1/10W,TP,1608	6	SA	
DS01A	0401-001166	DIODE-SWITCHING	BAV20WS-V,150V,	6	SA	
ER19	2007-002899	R-CHIP	10ohm,1%,1/10W,TP,1608	6	SA	
FAN1	3711-000820	HEADER-BOARD TO CABLE	BOX,2P,1R	1	SA	
FAR22	2007-000082	R-CHIP	3.3Kohm,5%,1/10W,TP,1608	1	SA	
FL06	3809-002517	FFC CABLE-FLAT	30V,80C,100mm,28	1	SA	
FMR4	2007-000080	R-CHIP	2Kohm,5%,1/10W,TP,1608	12	SNA	
HR13	2007-000821	R-CHIP	390ohm,1%,1/10W,TP,1608	6	SNA	
IDR23	2007-000116	R-CHIP	120ohm,5%,1/10W,TP,1608	1	SNA	
JP19	2007-000033	R-CHIP	0ohm,5%,1/4W,TP,3216	6	SA	
KAC5	2203-001126	C-CER,CHIP	0.68nF,10%,50V,X7R,1	12	SNA	
KAR13	2007-000060	R-CHIP	100Kohm,1%,1/10W,TP,1608	6	SNA	
KAR21	2007-000070	R-CHIP	0ohm,5%,1/10W,TP,1608	10	SA	
KAR7	2007-000120	R-CHIP	680ohm,5%,1/10W,TP,1608	12	SA	
KOP1	1201-000163	IC-OP AMP	4560,SOP,8P,173MIL,DU	3	SA	
KQ1	0501-000279	TR-SMALL SIGNAL	KSA1182-Y,PNP,1	2	SA	
KQ6	0501-000341	TR-SMALL SIGNAL	KSC1623-L,NPN,2	1	SA	
MC111	2203-000646	C-CER,CHIP	0.024nF,5%,50V,C0G,T	2	SA	
MIC10	0801-002391	IC-CMOS LOGIC	74LCX00,NAND GATE	2	SNA	
MR112	2007-000309	R-CHIP	10ohm,5%,1/10W,TP,1608	28	SA	
MR122	2007-000094	R-CHIP	22Kohm,5%,1/10W,TP,1608	7	SA	
MR19	2007-000087	R-CHIP	6.8Kohm,5%,1/10W,TP,1608	15	SA	
MR2	2007-000130	R-CHIP	39Kohm,5%,1/10W,TP,1608	3	SA	

Loc. No.	Part No.	Description	Specification	Qty.	SNA	Remark
MR9	2007-000127	R-CHIP	9.1Kohm,5%,1/10W,TP,1608	12	SA	
MROP1	2007-000090	R-CHIP	10Kohm,5%,1/10W,TP,1608	29	SA	
ND51C2	2007-000066	R-CHIP	20Kohm,1%,1/10W,TP,1608	6	SNA	
P803T	1404-001483	THERMISTOR-PTC	470ohm,50%,32V,T	3	SA	
PC69	2203-006818	C-CER,CHIP	47000nF,20%,6.3V,X5R	5	SA	
PCW2	3711-003359	HEADER-BOARD TO CABLE	BOX,10P,1	1	SA	
PPD1	0402-000309	DIODE-RECTIFIER	1SR154-400,400V	1	SA	
PR4	2007-000052	R-CHIP	10Kohm,1%,1/10W,TP,1608	3	SA	
PR6	2007-000072	R-CHIP	47ohm,5%,1/10W,TP,1608	18	SNA	
PR6	2007-000583	R-CHIP	22Kohm,1%,1/10W,TP,1608	2	SA	
Q1	0501-000479	TR-SMALL SIGNAL	KST42,NPN,350mW	5	SA	
Q1040	0501-000457	TR-SMALL SIGNAL	MMBT2222A/KST22	2	SA	
Q301	0501-000481	TR-SMALL SIGNAL	KST92,PNP,350mW	3	SA	
Q409	0505-002365	FET-SILICON	IRF6645,N,100V,5.7A	12	SNA	
R1	2007-002425	R-CHIP	1ohm,5%,1/10W,TP,1608	12	SNA	
R1053	2007-000131	R-CHIP	91Kohm,5%,1/10W,TP,1608	1	SA	
R15	2007-000134	R-CHIP	33Kohm,5%,1/10W,TP,1608	6	SNA	
R1P151	2007-000121	R-CHIP	820ohm,5%,1/10W,TP,1608	6	SA	
R1S36	2007-000491	R-CHIP	2.2Kohm,1%,1/10W,TP,1608	6	SA	
R227	2007-000086	R-CHIP	5.6Kohm,5%,1/10W,TP,1608	2	SA	
R319	2007-000143	R-CHIP	4.7Kohm,5%,1/16W,TP,1005	1	SA	
R419	2007-000882	R-CHIP	4.7ohm,5%,1/10W,TP,1608	4	SA	
R505	2007-000496	R-CHIP	2.2Kohm,5%,1/4W,TP,3216	6	SA	
R509	2007-001179	R-CHIP	8.2Kohm,5%,1/10W,TP,1608	3	SA	
R510	2007-000108	R-CHIP	510Kohm,5%,1/10W,TP,1608	1	SNA	
R893B	2007-000122	R-CHIP	1.2Kohm,5%,1/10W,TP,1608	12	SA	
RR2	2007-000075	R-CHIP	220ohm,5%,1/10W,TP,1608	2	SA	
T0052	2703-002524	INDUCTOR-SMD	10uH,10%,3225	2	SNA	
T0052	2703-003768	INDUCTOR-SMD	330uH,20%,6060	1	SNA	
T0087	1203-002835	IC-POSI.FIXED REG.	KIA7805AF,DP	1	SA	
T0415	3716-001243	TERMINAL-BLOCK	WIRE TYPE,12P,14	1	SA	
T0568	3301-001404	BEAD-SMD	30ohm,2012,TP,15.9OHM/	4	SA	
T0756	AA68-01018A	LABEL-PQS	50mmX,13,WHITE	1	SNA	
W392	6003-000282	SCREW-TAPTYPE	BH,+,-,B,M3,L8,ZP	2	SA	
WC31	2305-000407	C-FILM,LEAD-PEF	470nF,5%,100V,T	6	SA	
X202	2801-004371	CRYSTAL-SMD	12.288MHz,50ppm,SX-	1	SNA	
ZR24	2007-000109	R-CHIP	1Mohm,5%,1/10W,TP,1608	1	SA	
ZVL3	3301-001495	BEAD-SMD	120ohm,2012,2500mA,TP,	2	SA	
	0202-001463	SOLDER-WIRE	LFC2-W3.0,-,D3,99.7	4.215	SNA	
	0202-001477	SOLDER-CREAM	LST309-M,D20~45um,	1.57	SNA	
	0202-001608	SOLDER-WIRE FLUX	LFC7-107,D0.8,	0.025	SNA	
	0204-002420	SOLVENT	1M-1000,C3H7OH,96	4.83	SNA	
	0204-002607	FLUX	DF-234U,13%,14KG,Gravity 0	5.616	SNA	
	0403-001441	DIODE-ZENER	MMSZ5239B,5%,500MW,	2	SA	
	0403-001483	DIODE-ZENER	UDZS18B,17.56-18.35	2	SA	
	0501-000150	TR-SMALL SIGNAL	2SA1037,PNP,200	1	SA	
	0504-000105	TR-DIGITAL	DTA114EU,PNP,200MW,1	1	SA	
	1003-002268	IC-GATE DRIVER	IRS2053MTRPBF,ML	2	SA	

Loc. No.	Part No.	Description	Specification	Qty.	SNA	Remark
	1203-006105	IC-DC/DC CONVERTER	MAX5033DUSA,	1	SNA	
	1203-006107	IC-NEGA.FIXED REG.	KIA7905F,DPA	1	SNA	
	1204-002968	IC-MODULATOR	PS9830B,TQFP,100P,	1	SA	
	2007-000253	R-CHIP	1.5ohm,5%,1/4W,TP,3216	2	SA	
	2007-000464	R-CHIP	18ohm,5%,1/4W,TP,3216	1	SA	
	2007-000819	R-CHIP	390Kohm,5%,1/10W,TP,1608	1	SNA	
	2007-001300	R-CHIP	56ohm,5%,1/2W,TP,5025	1	SNA	
	2007-007065	R-CHIP	10ohm,5%,1W,TP,6432	6	SA	
	2007-007750	R-CHIP	39ohm,1%,1W,TP,6432	1	SNA	
	2301-001760	C-FILM,MPEF	100nF,10%,250V,TP,B	6	SA	
	AH27-00081A	COIL FILTER	DBF-16A18(OFC),18.2	6	SA	
	AH41-01358A	PCB MAIN	HT-C5500,FR-4,2,02,T1.	1	SNA	
	AH63-02106B	SHEET-THERMAL_IC	HT-C5500,GAP P	1	SNA	
	AH97-05208A	ASSY SMD-AMP	BD HOME THEATER,XA	1	SNA	
	AH97-05209A	ASSY AUTO	BD HOME THEATER,XAA(B	1	SNA	
	BN68-02775A	LABEL-SMD	ALL MODELS,8.5,21,COM	1	SNA	
<b>MF01A</b>	<b>AH96-00462A</b>	<b>ASSY PCB P-FRONT</b>	<b>HT-C5500,AH94-</b>	<b>1</b>	<b>SA</b>	
AAC1	2203-005249	C-CER,CHIP	100nF,10%,50V,X7R,TP	9	SA	
AC510	3708-001666	CONNECTOR-FPC/FFC/PIC	28P,1MM,A	1	SA	
AD480	2203-000979	C-CER,CHIP	47nF,10%,50V,X7R,TP,	1	SNA	
AF020	AH63-02108A	FILTER-VFD	HT-C5500,PC,0.5T,90,	1	SA	
AH410	AH61-03026A	HOLDER-VFD	HT-C5500,ABS,2.5,89,	1	SNA	
AR30	2007-000074	R-CHIP	100ohm,5%,1/10W,TP,1608	3	SA	
AS088	AH63-01938B	SHEET-FILTER	HT-Z120,FABRIC,0.4	1	SNA	
C125	2203-006361	C-CER,CHIP	10000nF,10%,10V,X5R,	3	SC	
CN2	3722-002313	JACK-USB	4P/1C,AU30U,BLK,STRAIG	1	SA	
CN353	3708-001994	CONNECTOR-FPC/FFC/PIC	15P,1mm,S	1	SNA	
D0254	0404-000002	DIODE-SCHOTTKY	CMPSH-3,30V,100m	2	SA	
DR10	2007-000113	R-CHIP	33ohm,5%,1/10W,TP,1608	2	SA	
DR32	3301-000314	BEAD-SMD	120ohm,1.6x0.8x0.8mm,-	1	SNA	
EV01	AH07-00260A	VF DISPLAY	HNW-09SS82T,HT-C5500	1	SA	
FL06	3809-002518	FFC CABLE-FLAT	30V,80C,220mm,28	1	SA	
HDC24	2402-000008	C-AL,SMD	47uF,20%,16V,GP,TP,6.6	1	SA	
HJ1	3722-001588	JACK-PHONE	7P,AG,BLK,STRAIGHT	1	SA	
JP19	2007-000033	R-CHIP	0ohm,5%,1/4W,TP,3216	1	SA	
MROP1	2007-000090	R-CHIP	10Kohm,5%,1/10W,TP,1608	2	SA	
PR6	2007-000072	R-CHIP	47ohm,5%,1/10W,TP,1608	1	SNA	
R830	2007-000101	R-CHIP	82Kohm,5%,1/10W,TP,1608	1	SA	
T0756	AA68-01018A	LABEL-PQS	50mmX,13,WHITE	1	SNA	
UIC2	0609-001189	MODULE REMOCON	HORIZONTAL,16.4m	1	SC	
	0202-001463	SOLDER-WIRE	LFC2-W3.0,-,D3,99.7	0.005	SNA	
	0202-001477	SOLDER-CREAM	LST309-M,D20-45um,	0.121	SNA	
	0202-001608	SOLDER-WIRE FLUX	LFC7-107,D0.8,	0.025	SNA	
	0204-002420	SOLVENT	1M-1000,C3H7OH,96	0.2	SNA	
	0204-002607	FLUX	DF-234U,13%,14KG,Gravity 0	0.025	SNA	
	0406-001128	DIODE-TVS	MLVS-0603-E08,50V	3	SA	
	1003-002194	IC-VFD	PT6324-QL,QFP,52P,14.0x1	1	SA	

Loc. No.	Part No.	Description	Specification	Qty.	SNA	Remark
	AH41-01305A	PCB-FRONT	HT-C5500,CEM-3,2,00,T	1	SNA	
	AH97-05207A	ASSY SMD-FRONT	BD HOME THEATER,	1	SNA	
	BN68-02775A	LABEL-SMD	ALL MODELS,8.5,21,COM	1	SNA	
<b>M0014</b>	<b>AH96-00589A</b>	<b>ASSY PCB P</b>	<b>HT-C5500,BD HOME THE</b>	<b>1</b>	<b>SA</b>	
AAC1	2203-005249	C-CER,CHIP	100nF,10%,50V,X7R,TP	12	SA	
AAC14	2203-000888	C-CER,CHIP	4.7nF,10%,50V,X7R,TP	2	SA	
AC109	2203-000783	C-CER,CHIP	0.33nF,5%,50V,C0G,16	2	SA	
AC139	2203-000491	C-CER,CHIP	2.2nF,10%,50V,X7R,16	1	SA	
AC510	3708-001436	CONNECTOR-FPC/FFC/PIC	4P,1mm,SM	1	SA	
AC510	3708-001935	CONNECTOR-FPC/FFC/PIC	40P,0.5mm	1	SA	
AC510	3708-001981	CONNECTOR-FPC/FFC/PIC	28P,1mm,S	2	SNA	
AC510	3708-002603	CONNECTOR-FPC/FFC/PIC	22P,1mm,S	1	SNA	
AC510	3708-002619	CONNECTOR-FPC/FFC/PIC	13P,1.0MM	1	SNA	
AD480	2203-000585	C-CER,CHIP	0.22nF,10%,50V,X7R,1	1	SA	
AD480	2203-000679	C-CER,CHIP	.027nF,5%,50V,C0G,10	2	SA	
AD480	2203-002994	C-CER,CHIP	0.068nF,5%,50V,CH,BK	4	SNA	
AD480	2203-005659	C-CER,CHIP	0.18nF,5%,50V,NP0,10	1	SNA	
AD480	2203-006336	C-CER,CHIP	10000nF,10%,25V,X5R,	14	SA	
AD480	2203-006824	C-CER,CHIP	4700nF,10%,10V,X5R,1	8	SNA	
AHR41	2007-001175	R-CHIP	8.2Kohm,1%,1/10W,TP,1608	2	SA	
AIC2	1002-001558	IC-A/D CONVERTER	AK5367,24,VSOP	1	SA	
AQ7	0504-000128	TR-DIGITAL	FJV3103R,NPN,200mW,2	2	SA	
AR108	2007-000097	R-CHIP	47Kohm,5%,1/10W,TP,1608	2	SA	
AR150	2007-000078	R-CHIP	1Kohm,5%,1/10W,TP,1608	2	SA	
AR161	2007-001167	R-CHIP	75ohm,5%,1/10W,TP,1608	7	SNA	
AR28	2007-000683	R-CHIP	3.3Kohm,1%,1/10W,TP,1608	1	SA	
AR30	2007-001306	R-CHIP	150ohm,5%,1/16W,TP,1005	1	SA	
AR39	2007-000965	R-CHIP	5.1Kohm,5%,1/10W,TP,1608	1	SA	
AR48	2007-000431	R-CHIP	16Kohm,5%,1/10W,TP,1608	2	SA	
AR49	2007-000140	R-CHIP	1Kohm,5%,1/16W,TP,1005	34	SA	
AS503	AH63-02117B	SHEET-LENS	SWA-5000,PC,0.5T	1	SNA	
AVC08	2203-002398	C-CER,CHIP	22nF,10%,50V,X7R,160	1	SNA	
AVR73	2007-000142	R-CHIP	2.7Kohm,5%,1/16W,TP,1005	4	SNA	
C	2402-000108	C-AL,SMD	10uF,20%,16V,WT,TP,4.3	2	SA	
C	2402-001160	C-AL,SMD	330UF,20%,16V,WT,TP,10	4	SA	
C	2402-001314	C-AL,SMD	100uF,20%,16V,WT,TP,6x	1	SA	
C102	2203-006158	C-CER,CHIP	100nF,10%,16V,X7R,TP	83	SA	
C125	2203-006361	C-CER,CHIP	10000nF,10%,10V,X5R,	81	SC	
C134	2203-000257	C-CER,CHIP	10nF,10%,50V,X7R,TP,	1	SA	
C234	2203-006378	C-CER,CHIP	4700nF,10%,6.3V,X5R,	1	SNA	
C239	2203-006047	C-CER,CHIP	33nF,10%,16V,X7R,100	6	SA	
C24	2203-005565	C-CER,CHIP	1nF,5%,50V,NP0,TP,16	1	SA	
C254	2203-000438	C-CER,CHIP	1nF,10%,50V,X7R,TP,1	13	SA	
C258	2203-000236	C-CER,CHIP	0.1nF,5%,50V,C0G,TP,	2	SA	
C3	2203-000384	C-CER,CHIP	.015nF,5%,50V,C0G,16	4	SNA	
C33	2203-002687	C-CER,CHIP	1.2nF,10%,50V,X7R,TP	3	SA	
C510	2203-006170	C-CER,CHIP	220nF,10%,16V,X7R,16	2	SNA	
C600	2203-006090	C-CER,CHIP	10000nF,10%,6.3V,X5R	6	SA	

Loc. No.	Part No.	Description	Specification	Qty.	SNA	Remark
C637	2203-001656	C-CER,CHIP	0.47nF,5%,50V,NP0,16	4	SA	
C802	2203-006348	C-CER,CHIP	1000nF,10%,25V,X5R,T	1	SA	
CEIC1	AK09-00159A	IC MICOM	MC80C0316-MC015 D32,44	1	SNA	
CEQ2	0505-000110	FET-SILICON	2N7002,N,60V,115mA,	1	SA	
CER42	2007-000999	R-CHIP	510ohm,1%,1/10W,TP,1608	1	SA	
CIS3	AH40-00154A	TUNER	TT-702FM/V/P,MAX-DG35,FM,	1	SA	
CON2	3722-002730	JACK-MODULAR	6P/4P,USB+LAN,ANGL	1	SA	
CQ3	0501-002184	TR-SMALL SIGNAL	KTD1304,NPN,200	3	SA	
D0254	0404-000002	DIODE-SCHOTTKY	CMP5H-3,30V,100m	5	SA	
D0254	0404-001006	DIODE-SCHOTTKY	RB751V,40V,30mA,	1	SA	
D1	0401-001099	DIODE-SWITCHING	1N4148WS,75V,15	3	SA	
D1103	0406-001239	DIODE-TVS	RClamp0502B,6/-/V,12	2	SNA	
D2505	0404-001036	DIODE-SCHOTTKY	SDB30A40,40V,300	3	SA	
DC25	2203-000812	C-CER,CHIP	.033nF,5%,50V,C0G,TP	39	SA	
DOIC1	AH14-10004R	IC-CMOS LOGIC	74HCU04,INVERTER,	1	SNA	
DR37	2007-000932	R-CHIP	470ohm,5%,1/16W,TP,1005	1	SA	
DR39	2007-000162	R-CHIP	100Kohm,5%,1/16W,TP,1005	4	SA	
DR4	2007-007142	R-CHIP	10Kohm,1%,1/16W,TP,1005	1	SA	
DS01A	0401-000116	DIODE-SWITCHING	MMSD914T1,100V,	1	SA	
DU501	1203-001824	IC-VOL. DETECTOR	7042,SOT-89,3P	1	SA	
EH01	3711-005960	HEADER-BOARD TO CABLE	BOX,15P,1	1	SA	
F103	2901-001302	FILTER-EMI SMD	20V,0.3A,0pF,2.0	3	SA	
FMR4	2007-000080	R-CHIP	2Kohm,5%,1/10W,TP,1608	2	SNA	
HD9	1405-001192	VARISTOR	12Vdc,30A,1.6x0.8x0.55	29	SA	
HDC11	2203-006562	C-CER,CHIP	1000nF,10%,10V,X5R,T	5	SNA	
HDR2	2007-000151	R-CHIP	15Kohm,5%,1/16W,TP,1005	3	SNA	
HDR7	2007-000139	R-CHIP	220ohm,5%,1/16W,TP,1005	2	SNA	
HE4	2203-006474	C-CER,CHIP	22000nF,20%,6.3V,X5R	17	SA	
HR8	2703-000166	INDUCTOR-SMD	2.7uH,5%,3225	2	SA	
HRP2	2011-001344	R-NETWORK	100ohm,5%,1/16W,L,CHI	14	SA	
IC012	1203-006138	IC-POSI.ADJUST REG.	AP1117DGZ-1	1	SA	
IC104	0801-002518	IC-CMOS LOGIC	74LCX157,2-INPUT	3	SA	
IC104	0801-002564	IC-CMOS LOGIC	74VHCT244A,BUFFER	1	SA	
IC112	1103-001410	IC-EEPROM	S-24CS08AFJ-TB-1GE,8K	2	SNA	
IC113	1105-002066	IC-DRAM	K4B1G1646E-HCH9,DDR3 SD	1	SNA	
IC520	0903-001565	IC-MICROCONTROLLER	LC87F5NC8AVU	1	SNA	
IC520	0903-001638	IC-MICROCONTROLLER	EPF005N,LQFP	1	SNA	
JA333	3722-003021	JACK-PIN	6P (W/L),NI+SN,RED/BLU	1	SA	
JC10	2203-006324	C-CER,CHIP	2200nF,10%,10V,X5R,1	1	SA	
JC31	2203-000715	C-CER,CHIP	3.3nF,10%,50V,X7R,16	3	SNA	
JP19	2007-000033	R-CHIP	0ohm,5%,1/4W,TP,3216	1	SA	
KAR11	2007-000124	R-CHIP	2.2Kohm,5%,1/10W,TP,1608	3	SNA	
KAR21	2007-000070	R-CHIP	0ohm,5%,1/10W,TP,1608	2	SA	
KAR7	2007-000120	R-CHIP	680ohm,5%,1/10W,TP,1608	1	SA	
KOP1	1201-000163	IC-OP AMP	4560,SOP,8P,173MIL,DU	2	SA	
KQ1	0501-000279	TR-SMALL SIGNAL	KSA1182-Y,PNP,1	2	SA	
KR7	2007-000402	R-CHIP	150ohm,5%,1/10W,TP,1608	4	SA	
L8	2703-000402	INDUCTOR-SMD	1uH,20%,3225	2	SA	



Loc. No.	Part No.	Description	Specification	Qty.	SNA	Remark
MC2	2203-000254	C-CER,CHIP	10nF,10%,16V,X7R,TP,	6	SA	
MC9	2203-000627	C-CER,CHIP	.022nF,5%,50V,C0G,TP	4	SNA	
MIC2	1105-001573	IC-DRAM	K4S281632,-,128Mbit,8Mx	1	SA	
MM07A	AH97-04880A	ASSY MICOM-NOR FLASH	BD-5500ROM	1	SA	
MM08A	AH97-04877A	ASSY MICOM-MICOM IC	HTB-C5500WW	1	SA	
MM08A	AH97-04879A	ASSY MICOM-MICOM IC	HT-C6500,AH	1	SA	
MR10	2007-007141	R-CHIP	240ohm,5%,1/16W,TP,1005	1	SNA	
MR103	2007-000308	R-CHIP	10ohm,5%,1/8W,TP,2012	6	SA	
MR11	2007-008015	R-CHIP	75ohm,1%,1/16W,TP,1005	14	SA	
MR122	2007-000094	R-CHIP	22Kohm,5%,1/10W,TP,1608	1	SA	
MR13	2007-000092	R-CHIP	15Kohm,5%,1/10W,TP,1608	2	SA	
MR13	2007-000157	R-CHIP	47Kohm,5%,1/16W,TP,1005	26	SNA	
MR16	2007-000168	R-CHIP	470Kohm,5%,1/16W,TP,1005	2	SNA	
MR306	2007-000141	R-CHIP	2.2Kohm,5%,1/16W,TP,1005	4	SA	
MR39	2007-000242	R-CHIP	1.5Kohm,5%,1/16W,TP,1005	7	SNA	
MR604	2007-000137	R-CHIP	2Kohm,5%,1/16W,TP,1005	2	SNA	
MR8	2007-000503	R-CHIP	2.2ohm,5%,1/10W,TP,1608	3	SA	
MROP1	2007-000090	R-CHIP	10Kohm,5%,1/10W,TP,1608	1	SA	
MX1	2801-004284	CRYSTAL-SMD	27MHz,10ppm,28-AAN,	1	SA	
OTR1	2007-001292	R-CHIP	33ohm,5%,1/16W,TP,1005	90	SA	
PC11	2203-006141	C-CER,CHIP	1000nF,10%,16V,X5R,1	5	SNA	
PC43	2203-000233	C-CER,CHIP	0.1nF,5%,50V,C0G,TP,	2	SA	
PFRF2	2007-000219	R-CHIP	1.2Kohm,1%,1/10W,TP,1608	1	SNA	
PPC2	2203-005148	C-CER,CHIP	100nF,10%,16V,X7R,TP	5	SA	
PPR2	2007-000343	R-CHIP	120ohm,1%,1/10W,TP,1608	3	SNA	
PR12	2007-000979	R-CHIP	5.6Kohm,1%,1/10W,TP,1608	1	SA	
PR2	2007-000651	R-CHIP	27Kohm,1%,1/10W,TP,1608	1	SA	
PR4	2007-000052	R-CHIP	10Kohm,1%,1/10W,TP,1608	3	SA	
Q373	0501-000546	TR-SMALL SIGNAL	KSA1298,PNP,200	1	SA	
Q375	0504-000126	TR-DIGITAL	KSR1101,NPN,200mW,4.	1	SA	
Q409	0505-002491	FET-SILICON	AO4404BL,N,30V,8.5A	1	SNA	
Q409	0505-002572	FET-SILICON	AO4801AL,P,-30V,-5.	2	SA	
Q601	0504-000129	TR-DIGITAL	KSR1104,NPN,200mW,47	1	SA	
Q613	0501-000465	TR-SMALL SIGNAL	MMBT3904,NPN,35	7	SA	
Q806	0504-000152	TR-DIGITAL	KSR2101,PNP,200mW,4.	1	SA	
R1	2007-002425	R-CHIP	1ohm,5%,1/10W,TP,1608	3	SNA	
R102	2007-000149	R-CHIP	12Kohm,5%,1/16W,TP,1005	1	SA	
R104	2007-000148	R-CHIP	10Kohm,5%,1/16W,TP,1005	103	SA	
R105	2007-000138	R-CHIP	100ohm,5%,1/16W,TP,1005	53	SA	
R111	2007-000171	R-CHIP	0ohm,5%,1/16W,TP,1005	38	SA	
R123	2007-000159	R-CHIP	56Kohm,5%,1/16W,TP,1005	5	SA	
R124	2007-000775	R-CHIP	33Kohm,5%,1/16W,TP,1005	2	SNA	
R16	2007-001313	R-CHIP	330ohm,5%,1/16W,TP,1005	3	SNA	
R1P151	2007-000121	R-CHIP	820ohm,5%,1/10W,TP,1608	1	SA	
R1S36	2007-000491	R-CHIP	2.2Kohm,1%,1/10W,TP,1608	1	SA	
R319	2007-000143	R-CHIP	4.7Kohm,5%,1/16W,TP,1005	21	SA	
R326	2007-001325	R-CHIP	3.3Kohm,5%,1/16W,TP,1005	5	SNA	
R338	2007-000173	R-CHIP	22ohm,5%,1/16W,TP,1005	2	SA	

Loc. No.	Part No.	Description	Specification	Qty.	SNA	Remark
R3508	2007-001038	R-CHIP	56Kohm,1%,1/10W,TP,1608	1	SA	
R38	2007-000640	R-CHIP	270ohm,1%,1/10W,TP,1608	1	SA	
R509	2007-000170	R-CHIP	1Mohm,5%,1/16W,TP,1005	6	SA	
R510	2007-000108	R-CHIP	510Kohm,5%,1/10W,TP,1608	2	SNA	
R528	2007-000835	R-CHIP	39ohm,1%,1/10W,TP,1608	2	SA	
R700	1404-001328	THERMISTOR-NTC	10Kohm,0A,3370K,	1	SNA	
R726	2007-000695	R-CHIP	3.3ohm,5%,1/10W,TP,1608	9	SNA	
R8	2007-007721	R-CHIP	560ohm,1%,1/10W,TP,1608	1	SA	
R813	2007-000643	R-CHIP	270ohm,5%,1/10W,TP,1608	1	SNA	
R893B	2007-000122	R-CHIP	1.2Kohm,5%,1/10W,TP,1608	1	SA	
RF03	2007-000828	R-CHIP	39Kohm,1%,1/10W,TP,1608	1	SA	
S.N.A	3301-001808	BEAD-SMD	120ohm,1005,TP,530ohm/	34	SA	
T0052	2703-000158	INDUCTOR-SMD	1uH,10%,2012	2	SA	
T0052	2703-003559	INDUCTOR-SMD	4.7uH,20%,8080	2	SNA	
T0074	1201-003013	IC-VIDEO AMP	MM1797EVBE,TSOP-16	1	SNA	
T0087	1203-002253	IC-POSI.FIXED REG.	KIA7808AF,DP	1	SA	
T0087	1203-006135	IC-POSI.FIXED REG.	AP1117D-33-G	1	SA	
T0122	2802-001165	RESONATOR-CERAMIC	4MHz,0.5%,TP,	1	SNA	
T0122	2802-001196	RESONATOR-CERAMIC	10MHz,0.5%,TP	1	SNA	
T0139	0406-001271	DIODE-TVS	RCLAMP0524P,6/-V,15	4	SNA	
T0568	3301-001404	BEAD-SMD	30ohm,2012,TP,15.9OHM/	54	SA	
T0756	AA68-01018A	LABEL-PQS	50mmX,13,WHITE	1	SNA	
U1502	1203-001212	IC-VOL. DETECTOR	7029,SOT-89,3P	1	SA	
U303	1001-001482	IC-ANALOG SWITCH	MAX4610CUD,SPS	1	SNA	
U309	1201-000166	IC-OP AMP	LM358,SOP,ST,8P,150MI	2	SA	
U603	0802-001007	IC-CMOS LOGIC	74LCX244,BUFFER/L	1	SA	
UCW0	3708-000448	CONNECTOR-FPC/FFC/PIC	6P,1.25mm	1	SA	
UR53	2007-000305	R-CHIP	10Mohm,5%,1/10W,TP,1608	2	SA	
VC37	2203-006048	C-CER,CHIP	100nF,10%,10V,X7R,TP	118	SA	
VL6	2703-000398	INDUCTOR-SMD	10uH,10%,3225	1	SA	
WR15B	2007-001044	R-CHIP	56ohm,5%,1/10W,TP,1608	4	SA	
X202	2801-003843	CRYSTAL-SMD	18.432MHz,30ppm,SMD	1	SA	
X202	2801-004008	CRYSTAL-SMD	24MHz,20ppm,28-AAN,	1	SA	
X202	2801-004371	CRYSTAL-SMD	12.288MHz,50ppm,SX-	1	SNA	
ZRN10	2011-001261	R-NETWORK	33ohm,5%,1/16W,L,CHIP	10	SA	
ZVL3	3301-001495	BEAD-SMD	120ohm,2012,2500mA,TP,	3	SA	
	0202-001463	SOLDER-WIRE	LFC2-W3.0,-,D3,99.7	4.215	SNA	
	0202-001477	SOLDER-CREAM	LST309-M,D20~45um,	1.57	SNA	
	0202-001608	SOLDER-WIRE FLUX	LFC7-107,D0.8,	0.025	SNA	
	0204-002420	SOLVENT	1M-1000,C3H7OH,96	4.83	SNA	
	0204-002607	FLUX	DF-234U,13%,14KG,Gravity 0	5.616	SNA	
	0904-002352	IC-DSP	TMS320DA788B,TQFP,144P,2	1	SA	
	1001-001298	IC-ANALOG SWITCH	L10X,10P,2.1x1	4	SNA	
	1003-002187	IC-MOTOR DRIVER	AM9268,SOP,42P,	1	SA	
	1003-002188	IC-MOTOR DRIVER	AM9858,SOP,28P,	1	SNA	
	1006-001438	IC-BUS DRIVER	R5H30201NA04NQ08,	1	SA	
	1105-002145	IC-DDR3 SDRAM	K4B1G0846F-HCF9,D	2	SNA	
	1107-001844	IC-NOR FLASH	MX29LV160DTTI-70G,	1	SNA	
	1107-001887	IC-NAND FLASH	NAND02GW3B2DN6,2G	1	SNA	

Loc. No.	Part No.	Description	Specification	Qty.	SNA	Remark
	1203-005469	IC-POWER SUPERVISOR	MIC2009YM6,	1	SA	
	1203-005526	IC-DC/DC CONVERTER	AOZ1025DIL,D	1	SA	
	1203-006013	IC-DC/DC CONVERTER	AOZ1031AI,SO	2	SA	
	1203-006067	IC-POWER SUPERVISOR	TPS2553DBVR	1	SNA	
	1203-006266	IC-POSI.FIXED REG.	AP1117E33GZ-	1	SA	
	1204-003090	IC-VIDEO DECODER	BCM7630,FCBGA,	1	SNA	
	1205-003160	IC-CODEC	AK4113VF,VSOP,30P,9.7x	1	SA	
	1205-004091	IC-REPEATER	EP94A2E,LQFP,128P,1	1	SNA	
	2007-000146	R-CHIP	6.8Kohm,5%,1/16W,TP,1005	1	SNA	
	2007-000606	R-CHIP	240ohm,1%,1/10W,TP,1608	4	SA	
	2007-000657	R-CHIP	27ohm,1%,1/10W,TP,1608	1	SA	
	2007-001329	R-CHIP	7.5Kohm,5%,1/16W,TP,1005	1	SNA	
	2007-002768	R-CHIP	6.2Kohm,1%,1/10W,TP,1608	1	SA	
	2007-002915	R-CHIP	4.02Kohm,1%,1/10W,TP,160	1	SA	
	2007-007008	R-CHIP	300ohm,5%,1/16W,TP,1005	1	SNA	
	2007-007132	R-CHIP	15Kohm,1%,1/16W,TP,1005	1	SA	
	2007-007135	R-CHIP	18Kohm,1%,1/16W,TP,1005	2	SNA	
	2007-007313	R-CHIP	6.8Kohm,1%,1/16W,TP,1005	1	SA	
	2007-007315	R-CHIP	3.9Kohm,1%,1/16W,TP,1005	1	SNA	
	2007-007318	R-CHIP	1Kohm,1%,1/16W,TP,1005	2	SA	
	2007-007334	R-CHIP	200Kohm,1%,1/16W,TP,1005	1	SA	
	2007-007467	R-CHIP	12.1Kohm,1%,1/16W,TP,100	1	SNA	
	2007-007698	R-CHIP	5.1Kohm,1%,1/16W,TP,1005	1	SA	
	2007-007798	R-CHIP	10ohm,1%,1/16W,TP,1005	8	SA	
	2007-008275	R-CHIP	30Kohm,1%,1/16W,TP,1005	3	SNA	
	2007-008453	R-CHIP	1.24Kohm,1%,1/16W,TP,100	1	SNA	
	2011-001345	R-NETWORK	10Kohm,5%,1/16W,L,CHI	3	SA	
	2402-001185	C-AL,SMD	2.2UF,20%,50V,WT,TP,4.	1	SA	
	2703-003426	INDUCTOR-SMD	4.7uH,20%,12x12mm	1	SA	
	3701-001293	CONNECTOR-HDMI	19P,2R,FEMALE,SM	3	SA	
	3707-001093	CONNECTOR-OPTICAL	ANGLE-RX	1	SA	
	3709-001592	CONNECTOR-CARD EDGE	22P,1.27mm,	1	SA	
	3710-002628	SOCKET-INTERFACE	18P,1R,0.5mm,S	1	SNA	
	AH41-01304C	PCB MAIN	HT-C5500,FR-4,4,02,T1.	1	SNA	
	AH97-05611A	ASSY SMD	HT-C5500,AH94-02433G	1	SNA	
	AH97-05742A	ASSY MICOM	HTB-C5500_6500WWB-10	1	SNA	
	AK62-00029B	HEAT SINK-ES	HT-C5500,A6063,Pus	1	SNA	
	BN68-02775A	LABEL-SMD	ALL MODELS,8.5,21,COM	1	SNA	
<b>D001A</b>	<b>AK96-01192J</b>	<b>ASSY ENGINE P-BD DECK SKD</b>	<b>BD-P6</b>	<b>1</b>	<b>SA</b>	
<b>P001A</b>	<b>AH94-02449E</b>	<b>ASSY PCB SMPS</b>	<b>HT-C5500_Manual,B</b>	<b>1</b>	<b>SA</b>	
1SIC01	1203-005401	IC-PWM CONTROLLER	ICE3BR0665J,D	1	SA	
AAC1	2203-005249	C-CER,CHIP	100nF,10%,50V,X7R,TP	5	SA	
AAR39	2007-000123	R-CHIP	1.5Kohm,5%,1/10W,TP,1608	1	SA	
AC28	2203-001607	C-CER,CHIP	0.22nF,5%,50V,NP0,16	1	SA	
AD480	2203-000178	C-CER,CHIP	100nF,+80-20%,25V,Y5	1	SNA	

Loc. No.	Part No.	Description	Specification	Qty.	SNA	Remark
AD480	2203-000455	C-CER,CHIP	1nF,5%,50V,C0G,2012	2	SNA	
AD480	2203-001386	C-CER,CHIP	100nF,10%,100V,X7R,T	1	SNA	
AD480	2203-002180	C-CER,CHIP	1000nF,10%,50V,X7R,T	1	SA	
AD480	2203-006698	C-CER,CHIP	1000nF,10%,25V,X7R,1	2	SA	
AH020	AH62-00201D	HEAT SINK	HT-Z320,AL,40,20,40	1	SNA	
AH020	AH62-00201E	HEAT SINK	HT-Z320,AL,40,20,40	1	SNA	
AQ7	0504-000128	TR-DIGITAL	FJV3103R,NPN,200mW,2	1	SA	
AR150	2007-000078	R-CHIP	1Kohm,5%,1/10W,TP,1608	4	SA	
ARR2	2007-000102	R-CHIP	100Kohm,5%,1/10W,TP,1608	2	SA	
AS430	3408-001154	SWITCH-SLIDE	2500VAC,12A,SINGLE	1	SA	
BD707	3301-000297	BEAD-AXIAL	25ohm,3.6x1.2x5.7mm,	3	SNA	
C	2401-000970	C-AL	22uF,20%,50V,WT,TP,5x11,5	1	SA	
C	2401-001378	C-AL	470uF,20%,16V,WT,TP,10x20,	1	SC	
C	2401-001585	C-AL	47uF,20%,50V,WT,TP,8x11.5,	1	SA	
C	2401-002288	C-AL	470uF,20%,25V,WT,TP,10x20,	1	SA	
C	2401-003139	C-AL	1000uF,20%,25V,WT,TP,10*20	1	SA	
C	2401-001378	C-AL	470uF,20%,16V,WT,TP,10x20,	1	SC	
C01	2201-002044	C-CERAMIC,DISC	.1nF,10%,400V,Y5	1	SA	
C116	2203-001683	C-CER,CHIP	0.068nF,5%,50V,NP0,1	1	SA	
C1S09	2401-001573	C-AL	47uF,20%,50V,GP,TP,6.3x11,	1	SA	
C1SS21	2401-001126	C-AL	330uF,20%,25V,WT,TP,10x12.	1	SA	
C2A4	2401-001020	C-AL	3.3UF,20%,50V,GP,TP,4X7,5	1	SA	
C338	2203-000609	C-CER,CHIP	22nF,10%,50V,X7R,TP,	1	SNA	
C3S09	2401-001324	C-AL	0.47UF,20%,50V,GP,BK,3X5,2	1	SA	
C745	2203-005171	C-CER,CHIP	1000nF,10%,16V,X7R,2	1	SA	
CER04	2007-000084	R-CHIP	4.7Kohm,5%,1/10W,TP,1608	1	SA	
CF1	2301-001796	C-FILM,LEAD-PPF	0.56nF,5%,1000V	1	SA	
CX2	2301-001511	C-FILM,LEAD-PEF	330nF,10%,275V,	2	SNA	
CY5	2305-001016	C-FILM,LEAD-PEF	10nF,10%,630V,T	3	SNA	
D1	0401-001099	DIODE-SWITCHING	1N4148WS,75V,15	8	SA	
D1SS12	0402-001439	DIODE-RECTIFIER	SHK75-11,100V,3	3	SA	
DR01A	0402-000274	DIODE-RECTIFIER	UF4004,400V,1A,	2	SC	
DR01A	0402-001427	DIODE-RECTIFIER	ES1D,200V,1A,DO	1	SA	
DR01A	0402-001604	DIODE-RECTIFIER	MUR420,200V,4A,	1	SA	
EC11	AH39-01097A	HARNESS POWER	HT-C550/C5500,Fla	1	SA	
EC11	AH39-01098A	HARNESS POWER	HT-C550/C5500,Fla	1	SA	
FAR22	2007-000082	R-CHIP	3.3Kohm,5%,1/10W,TP,1608	2	SA	
J914	2007-000029	R-CHIP	0ohm,5%,1/8W,TP,2012	2	SC	
JR11	2007-000614	R-CHIP	24Kohm,1%,1/10W,TP,1608	2	SNA	
KAR11	2007-000124	R-CHIP	2.2Kohm,5%,1/10W,TP,1608	1	SNA	
KAR21	2007-000070	R-CHIP	0ohm,5%,1/10W,TP,1608	1	SA	
KAR7	2007-000120	R-CHIP	680ohm,5%,1/10W,TP,1608	1	SA	
KQ6	0501-000341	TR-SMALL SIGNAL	KSC1623-L,NPN,2	2	SA	
LF2_1	AH29-00015A	FILTER LINE	HT-Z110,SQ2424,1.1	1	SNA	
LF2_1	AH29-00016B	FILTER LINE	HT-Z320,TR16 4.0mH,	1	SA	
L-STIC	AH68-50254F	LABEL-STICKER	ALL,ALL,T0.1,W40,	1	SNA	
M3501	0505-002302	FET-SILICON	AP9575GP,P,-60V,-16	1	SA	
MD1	0404-001089	DIODE-SCHOTTKY	RB551V-30,20V,50	2	SA	
MPIC2	1203-003095	IC-NEGA.FIXED REG.	KIA7912PI,TO	1	SA	

Loc. No.	Part No.	Description	Specification	Qty.	SNA	Remark
MR13	2007-000092	R-CHIP	15Kohm,5%,1/10W,TP,1608	4	SA	
MROP1	2007-000090	R-CHIP	10Kohm,5%,1/10W,TP,1608	5	SA	
ND53D1	0403-001079	DIODE-ZENER	UDZ3.9B,7%,200MW,SO	1	SA	
PCD02	2201-000963	C-CERAMIC,DISC	1nF,20%,400V,Y5U	3	SA	
PCNS2	3711-000203	HEADER-BOARD TO CABLE	1WALL,2P/	1	SA	
PDS11	0402-000012	DIODE-RECTIFIER	UF4007,1000V,1A	5	SA	
PICS1	0604-001028	PHOTO-COUPLER	TR,50-600%,250mW,	4	SC	
PICS2	AC14-12006D	IC	KA431Z,TO-92,TAPING	2	SA	
PLS31	AC27-12001N	COIL CHOKE	RA,K-30,Q80,150KHZ,1	1	SA	
PRS13	2003-000994	R-METAL OXIDE(S)	33Kohm,5%,2W,A	4	SA	
Q1	0501-000479	TR-SMALL SIGNAL	KST42,NPN,350mW	1	SA	
Q1042	0501-000462	TR-SMALL SIGNAL	MMBT2907A,PNP,3	2	SA	
Q1P107	0501-000362	TR-SMALL SIGNAL	KSC2328A-Y,NPN,	2	SA	
Q409	0505-001981	FET-SILICON	SPA11N80C3,N,800V,1	1	SA	
R1005	2007-000300	R-CHIP	10Kohm,5%,1/8W,TP,2012	1	SA	
R15	2007-000134	R-CHIP	33Kohm,5%,1/10W,TP,1608	3	SNA	
R1P110	2001-000449	R-CARBON	2.2Kohm,5%,1/8W,AA,TP,	1	SA	
R1S36	2007-000493	R-CHIP	2.2Kohm,5%,1/8W,TP,2012	2	SA	
R3512	2007-001206	R-CHIP	82Kohm,1%,1/10W,TP,1608	1	SNA	
RR17	2007-007549	R-CHIP	4.99Kohm,1%,1/10W,TP,160	1	SA	
RT01	2007-000483	R-CHIP	1ohm,5%,1/8W,TP,2012	1	SNA	
S.N.A	0202-001492	SOLDER-WIRE FLUX	HSE-02 LFM48 S	0.095	SNA	
T0010	AH27-00068A	COIL CHOKE	BARX20, 2.9UH,HT-Z32	2	SA	
T0086	1203-006090	IC-PWM CONTROLLER	ICE2QS03,DIP,	1	SA	
T0900	1404-001195	THERMISTOR-NTC	5.1ohm,3.84A,300	1	SA	
TS01	AH26-00369A	TRANS SWITCHING	ER2828,HT-C5500	1	SA	
TS01	AH26-00370A	TRANS SWITCHING	ER4220,HT-C550,	1	SA	
UC24	2401-001364	C-AL	470uF,20%,16V,GP,TP,10x12.	1	SA	
UC24	2401-001364	C-AL	470uF,20%,16V,GP,TP,10x12.	1	SA	
V1233	2203-000575	C-CER,CHIP	220nF,10%,25V,X7R,TP	2	SA	
V8932	2007-000857	R-CHIP	4.3Kohm,1%,1/10W,TP,1608	1	SNA	
VD11	0403-001083	DIODE-ZENER	UDZSNP9.1B,8.85/9.2	2	SNA	
VQ4	0501-000002	TR-SMALL SIGNAL	KSA812,PNP,150m	1	SNA	
W392	6003-000282	SCREW-TAPTYPE	BH,+,-,B,M3,L8,ZP	3	SA	
WA001	3812-001283	WIRE-NO SHEATH CU	FE+CU+SN,300V	27	SNA	
WE08	2401-003850	C-AL	1000UF,20%,50V,WT,TP,12.5	4	SA	
ZC165	2203-000815	C-CER,CHIP	0.033nF,5%,50V,C0G,1	2	SA	
	0201-001082	ADHESIVE-TS	1603HFR-HS,YEL,1800	3.6	SNA	
	0201-002248	ADHESIVE-A.C.F	SMT-GLUE,HT-130D	0.015	SNA	
	0202-001768	SOLDER-BAR	HSE-16,S60S-20,D3,SN	8.457	SNA	
	0204-002514	THINNER	TS4500,OXIGEN,NO,13.15K	0.33	SNA	
	0204-002606	FLUX	LF-715K,OXIGEN,NO,16000L,1	1.107	SNA	
	0205-001278	GREASE	T4110	0.09	SNA	
	0402-001416	DIODE-BRIDGE	D15XB60,600V,15A,S	1	SA	
	0403-001062	DIODE-ZENER	UDZSNP4.7B,4.55/4.7	2	SA	
	0404-001489	DIODE-SCHOTTKY	SBR20A200CTFP,20	2	SA	
	0501-002656	TR-SMALL SIGNAL	2N5401AT,PNP,62	1	SNA	
	0501-002657	TR-SMALL SIGNAL	2N5551AT,NPN,62	1	SNA	

Loc. No.	Part No.	Description	Specification	Qty.	SNA	Remark
	1405-000152	VARISTOR	560V,2500A,14x8.5mm,TP	1	SA	
	2002-001078	R-COMPOSITION	1.2Mohm,5%,1/4W,A	1	SA	
	2003-000403	R-METAL OXIDE(S)	0.68ohm,5%,2W,	1	SC	
	2003-002454	R-METAL OXIDE	0.22ohm,5%,1W,AF,	1	SA	
	2003-002456	R-METAL OXIDE	0.18ohm,5%,2W,AF,	1	SNA	
	2007-000415	R-CHIP	15ohm,5%,1/8W,TP,2012	2	SA	
	2007-000575	R-CHIP	220ohm,5%,1/4W,TP,3216	1	SA	
	2007-000656	R-CHIP	27Kohm,5%,1/4W,TP,3216	1	SNA	
	2007-000689	R-CHIP	3.3Mohm,5%,1/8W,TP,2012	1	SA	
	2007-000774	R-CHIP	33Kohm,5%,1/8W,TP,2012	2	SA	
	2007-000883	R-CHIP	4.7ohm,5%,1/4W,TP,3216	1	SA	
	2007-002768	R-CHIP	6.2Kohm,1%,1/10W,TP,1608	1	SA	
	2201-000152	C-CERAMIC,DISC	10nF,+80-20%,100	2	SA	
	2301-001220	C-FILM,LEAD-PPF	100nF,10%,275V,	1	SA	
	2301-002000	C-FILM,LEAD	1nF,10%,300V,BK,12.	2	SNA	
	2401-000556	C-AL	1uF,20%,100V,GP,TP,5*11,5m	1	SNA	
	2401-003849	C-AL	1500UF,20%,16V,WT,TP,10X20	2	SA	
	2401-004798	C-AL	680uF,20%,250V,BK,30*30,10	2	SA	
	3601-001491	FUSE-RADIAL LEAD	250V,6.3A,TIME	1	SA	
	6042-000001	EYELET	ID2.2,OD2.7,L3.1,NI+SN,B	4	SNA	
	6042-000002	EYELET	ID1.5,OD2,L2.8,NI+SN,BSP	24	SNA	
	AH41-01311B	PCB	HT-C5500 SMPS PCB,FR-1,1,00	1	SNA	
	AH63-01844A	EARTH	HT-Z320,C2680R-1/2H,0.5,N	3	SNA	
	AH97-04693A	ASSY AUTO	HT-C5500,BD HTS,SMPS	1	SNA	
	AH97-04694A	ASSY SMD	HT-C5500,BD HTS,SMPS S	1	SNA	
	AH97-04697A	ASSY MANUAL INSERT	HT-C5500_Man	1	SNA	
	<b>AH91-00123L</b>	<b>ASSY SHIELD</b>	<b>HT-C5500</b>	<b>1</b>	<b>SNA</b>	
T0268	AH90-00470P	ASSY POWER-CORD+LABEL	3903-0004	1	SNA	
	3903-000402	CBF-POWER CORD	AT,US,EP2,HOUSIN	1	SA	
	AH68-50282E	LABEL CAUTION	MM-N2/N4/N7,MAM,V	1	SNA	
	<b>AH91-00194B</b>	<b>ASSY SPEAKER</b>	<b>HT-C5500/*</b>	<b>1</b>	<b>SNA</b>	
SP04A	AH96-00336A	ASSY SPEAKER P-PS-C5500 SATELLI			1 SNA	
H002	AH81-02177B	SPEAKER	PS-Q20,SPK CORD# CONNEC	1	SA	
SWFR4	AH81-05321A	SPEAKER-WIRE-FRONT RIGHT	PS-X72	1	SNA	
SWFL4	AH81-05322A	SPEAKER-WIRE-FRONT LEFT	PS-X725	1	SNA	
SWRR10	AH81-05323A	SPEAKER-WIRE-REAR RIGHT	PS-X725	1	SNA	
SWRL10	AH81-05324A	SPEAKER-WIRE-REAR LEFT	PS-X725,	1	SNA	
SWCE4	AH81-05325A	SPEAKER-WIRE-CENTER	PS-X725,4M*	1	SNA	
SWWO4	AH81-05326A	SPEAKER-WIRE-SUBWOOFER	PS-X725,	1	SNA	
SPKFL	AH81-05734A	SPEAKER-FRONT LEFT SPK	S3 SPK,	1	SA	
F001	AH63-02076A	COVER-FRONT	PS-C330,ABS,3.0T,BL	1	SNA	
	AH64-05258A	PANEL-REAR	PS-C330,HIPS,3.0T,BL	1	SNA	
	AH81-05698A	SPEAKER-TWEETER SPK UNIT	TWEEETE	1	SNA	
	AH81-05700A	SPEAKER-S2 WOOFER SPK UNIT	S2	1	SNA	
SPKFR	AH81-05734B	SPEAKER-FRONT RIGHT SPK	S3 SPK,	1	SA	
F001	AH63-02076A	COVER-FRONT	PS-C330,ABS,3.0T,BL	1	SNA	

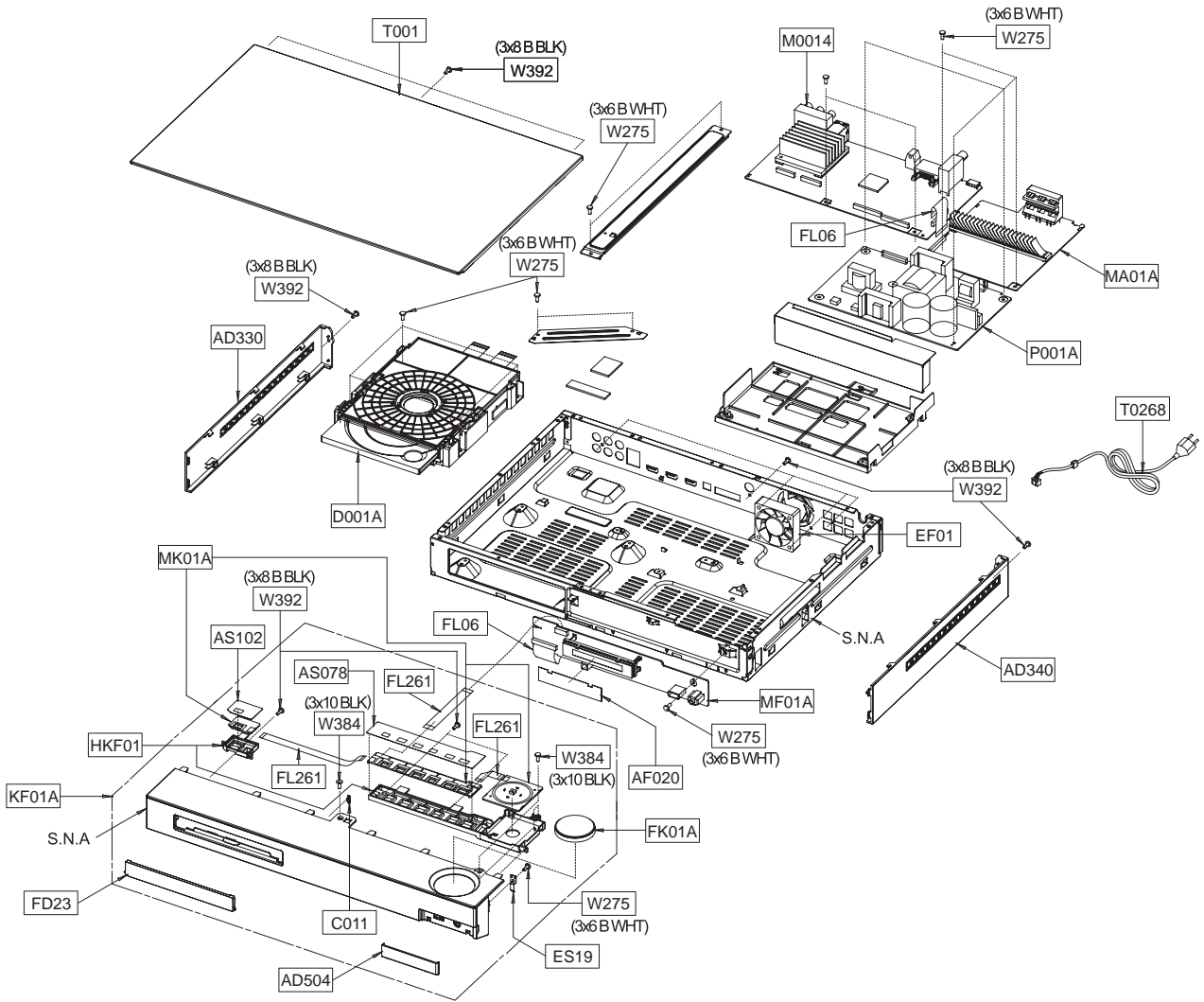
Loc. No.	Part No.	Description	Specification	Qty.	SNA	Remark
	AH64-05258A	PANEL-REAR	PS-C330,HIPS,3.0T,BL	1	SNA	
	AH81-05698A	SPEAKER-TWEETER SPK UNIT	TWEEETE	1	SNA	
	AH81-05700A	SPEAKER-S2 WOOFER SPK UNIT	S2	1	SNA	
SPKCE	AH81-05734C	SPEAKER-CENTER SPK	CENTER SPK,3	1	SA	
M0112	AH63-02079A	COVER-FRONT	PS-C230,ABS,3.0T,BL	1	SNA	
	AH63-02143A	COVER-TWEETER	PS-C230,ABS,3.0T,	1	SNA	
	AH64-05260A	PANEL-REAR	PS-C230,HIPS,3.0T,BL	1	SNA	
	AH81-05704A	SPEAKER-CENTER SPK UNIT	CENTER	2	SNA	
SPKRL	AH81-05734D	SPEAKER-REAR LEFT SPK	S2 SPK,3o	1	SA	
M0112	AH63-02073A	COVER-FRONT	PS-C230,ABS,3.0T,BL	1	SNA	
	AH64-05257A	PANEL-REAR	PS-C230,ABS,3.0T,BLA	1	SNA	
	AH81-05700A	SPEAKER-S2 WOOFER SPK UNIT	S2	1	SNA	
	AH81-05734L	SPEAKER-PS-C5500 SATELLITE TOP		1	SNA	
	AH81-05734M	SPEAKER-PS-C5500 SATELLITE MIDD		1	SNA	
	AH81-05734N	SPEAKER-PS-C5500 SATELLITE BOTT		1	SNA	
SPKRR	AH81-05734Y	SPEAKER-REAR RIGHT	S2 SPK,3ohm	1	SA	
M0112	AH63-02073A	COVER-FRONT	PS-C230,ABS,3.0T,BL	1	SNA	
	AH64-05257A	PANEL-REAR	PS-C230,ABS,3.0T,BLA	1	SNA	
	AH81-05700A	SPEAKER-S2 WOOFER SPK UNIT	S2	1	SNA	
SP03A	AH96-00625A	ASSY SPEAKER P-W0 SUBWOOFER SP		1	SA	
	<b>AH92-03273Q</b>	<b>ASSY LABEL</b>	<b>HT-C5500,XEU</b>	<b>1</b>	<b>SNA</b>	
	AH68-02278X	LABEL-POP STAND	HT-C5500/XAX,SE	1	SNA	
CCM1	AH68-01929G	LABEL RATING	HT-A100,XTL,SILVER	1	SNA	
<b>ACCE1</b>	<b>AH92-03301X</b>	<b>ASSY ACCESSORY</b>	<b>HT-C5500</b>	<b>1</b>	<b>SNA</b>	
REMO2	AH59-02298A	REMOCON	TM1051,MULTI 24P,49,3V,	1	SA	
ACCE4	AH96-00506V	ASSY ACCESSORY-MANUAL	HT-C5500	1	SNA	
	6801-001233	CARD-WARRANTY	COLOMBIA,SAMCOL,S	1	SNA	
T0524	AA69-01195A	BAG PE	HDPE,93/4X151/2,HDPE-HD	1	SNA	
EM02	AH30-00099A	MICROPHONE-ASSY-ASC MIC	10V,150	1	SA	
C-AUDI	AH39-40001V	CABLE-AUDIO CABLE	-, -,1P-1P,300	1	SA	
M0025	AH42-00021A	ANT FM T	T18011F-1,75 ohm,1800m	1	SA	
M-CLEA	AH68-01984A	MANUAL-CLEANING	HT-X200,ART PAP	1	SNA	
	AH68-02258L	MANUAL USERS	HT-C5500,XAO,SPN,M	1	SNA	
T0527	BN68-00513A	LABEL-E,PASS	ALL MODEL,YUPO(110	1	SNA	
HDMI C	MF39-00299A	CBF SIGNAL	H10,19P,2000MM,BLK,4	1	SC	
T0120	4301-000121	BATTERY-MN	1.5V,R03,10.5x44.5m,	2	SNA	
CRA1A	AH96-00051A	ASSY MISC P-IPOD CRADLE	HT-Z520	1	SA	
M9889	BN63-01798B	CLOTH-CLEAN	cloth,180,200,sea b	1	SNA	
	<b>AH92-03307N</b>	<b>ASSY P/MATERIAL</b>	<b>HT-C5500</b>	<b>1</b>	<b>SNA</b>	
S.N.A	0203-001100	TAPE-OPP MASKING	OPP/W75/CLR,T0	1.5	SNA	
	AH69-02898A	CUSHION-SET	HT-C5500,EPS,16.7 g	1	SNA	
	BH69-00418A	BAG WRAPPING	LDPE,762,1828M,SAM	4.17	SNA	
T0527	BN68-00129A	LABEL SHIPPING-00	LABEL SHIPPIN	1	SNA	
S-SHEE	AH63-01301A	SHEET-SET	HT-Q40,-,-,-,-,-	1	SNA	
	BN69-05528A	PACKING INNER	PAD COMM,CB,3,182	1	SNA	

Loc. No.	Part No.	Description	Specification	Qty.	SNA	Remark
	<b>AH92-03382Q</b>	<b>ASSY BOX</b>	<b>HT-C5500</b>	<b>1</b>	<b>SNA</b>	
	AH68-01348K	LABEL-LABEL SHIPPING	XAH,art pa	1	SNA	
	AH68-01929D	LABEL SHIPPING	HT-Q9,ALL,ART PA	1	SNA	
	AH68-01987A	LABEL-POP	HT-X30,CIS,ART PAPER	1	SNA	
	AH69-02924B	BOX-SET	HT-C5500/XAX,CB,DW, A-1	2	SNA	



# 5. Exploded View & Part List

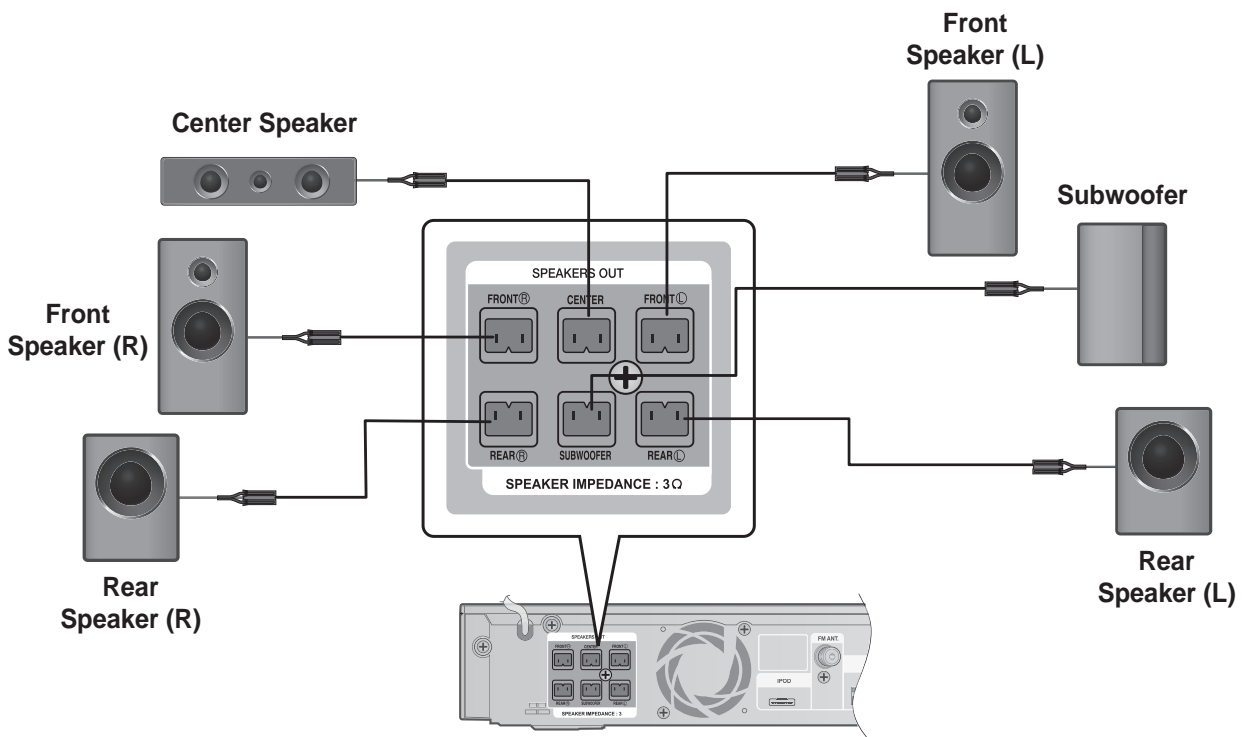
## 5-1 Product Exploded View



## Part List

Loc. No.	Part No.	Description;Specification	Qty.	SNA	Remark
AD330	AH64-05292B	DECORATION-SIDE-L;HT-C5500,ABS,2.5,350,5	1	SA	
AD340	AH64-05293B	DECORATION-SIDE-R;HT-C5500,ABS,2.5,350,5	1	SA	
AD504	AH64-05321A	DOOR-HIDDEN;HT-C5500,ABS+PMMA,2.2,25,80,	1	SA	
AF020	AH63-02108A	FILTER-VFD;HT-C5500,PC,0.5T,90,25,VIOLET	1	SA	
AS078	AH63-02006A	SHEET-FUNCTION;HT-BD3250,pc 0.1t,0.3,156	1	SA	
AS102	AH63-02007A	SHEET-POWER;HT-BD3250,PC T0.3,0.3,100,15	1	SA	
C011	AH61-02527A	SPRING ETC-DOOR;HT-Z310,STS 304 WPS,0.2,	1	SA	
D001A	AK96-01192J	ASSY ENGINE P-BD DECK SKD;BD-P6C,OEM,1B,	1	SA	
EF01	3103-001251	FAN-DC;12,80mA,2000rpm,0.11m <sup>3</sup> /mi,0.62mm	1	SA	
ES19	AH61-03102A	SPRING ETC-HIDDEN;HT-C6500,STAINLESS-ST5	1	SA	
FD23	AH64-05320A	DOOR-BD;HT-C5500,ABS+PMMA,2.2,15,100,3,B	1	SA	
FK01A	AH96-00175B	ASSY KNOB P-VOLUME;HT-C5500,BASIC,PMMA+A	1	SA	
FL06	3809-002517	FFC CABLE-FLAT;30V,80C,100mm,28P,1.0mm,U	1	SA	
FL06	3809-002518	FFC CABLE-FLAT;30V,80C,220mm,28P,1.0mm,U	1	SA	
FL261	3809-002351	FFC CABLE-FLAT;30V,80C,185mm,5P,1.0mm,UL	1	SA	
FL261	3809-002357	FFC CABLE-FLAT;30V,80C,90mm,15P,1.0mm,UL	1	SA	
FL261	3809-002359	FFC CABLE-FLAT;30V,80C,45mm,5P,1mm,UL206	1	SA	
HKF01	AH61-02963A	HOLDER-KEY FUNCTION;HT-BD3250,ABS,13,60,	1	SA	
KF01A	AH90-00453E	ASSY MISC-KITTING FRONT+KEY PCB;HT-C5500	1	SA	
M0014	AH96-00589A	ASSY PCB P;HT-C5500,BD HOME THEATER,AH94	1	SA	
MA01A	AH96-00460A	ASSY PCB P-AMP;HT-C5500,AH94-02430A	1	SA	
MF01A	AH96-00462A	ASSY PCB P-FRONT;HT-C5500,AH94-02431D	1	SA	
MK01A	AH94-02432B	ASSY PCB KEY;HT-C5500,BD HOME THEATER,FR	1	SA	
P001A	AH94-02449E	ASSY PCB SMPS;HT-C5500_Manual,BD HTS,1	1	SA	
T001	AH63-02119B	COVER-TOP;HT-C5500,ABS,2.5,350,58,BLK	1	SA	
T0268	3903-000402	CBF-POWER CORD;AT,US,EP2,HOUSING(2P),125	1	SA	
W275	6003-001561	SCREW-TAPTYPE;BH,+,-,B,M3,L6,ZPC(WHT),SW	14	SA	
W384	6002-000126	SCREW-TAPPING;FH,+,-,2S,M3,L10,ZPC(BLK),	2	SA	
W392	6003-000282	SCREW-TAPTYPE;BH,+,-,B,M3,L8,ZPC(BLK),SW	9	SA	

## 5-2 Speaker System



### ■ Part List

Loc. No.	Part No.	Description;Specification	Qty.	SNA	Remark
Speaker Wire	AH81-02177B	PS-Q20,SPK CORDCONNECTOR,FRONT/SUB	1	SA	
Front Speaker (L)	AH81-05734A	SPEAKER-FRONT LEFT SPK	1	SA	
Front Speaker (R)	AH81-05734B	SPEAKER-FRONT RIGHT SPK	1	SA	
Center Speaker	AH81-05734C	SPEAKER-CENTER SPK	1	SA	
Rear Speaker (L)	AH81-05734D	SPEAKER-REAR LEFT SPK	1	SA	
Rear Speaker (R)	AH81-05734Y	SPEAKER-REAR RIGHT	1	SA	
Subwoofer	AH96-00625A	ASSY SPEAKER P-W0 SUBWOOFER SPK	1	SA	

## 5-3 Electrical Part List

Loc. No.	Part No.	Description	Specification	Qty.	SNA	Remark
<b>MK01A</b>	<b>AH94-02432B</b>	<b>ASSY PCB KEY</b>	<b>HT-C5500,BD HOME T</b>	<b>1</b>	<b>SA</b>	
6MC22	2203-000975	C-CER,CHIP	47nF,10%,25V,X7R,TP,	5	SNA	
AC510	3708-001618	CONNECTOR-FPC/FFC/PIC	5P,1mm,SM	4	SA	
AQ7	0504-000128	TR-DIGITAL	FJV3103R,NPN,200mW,2	3	SA	
AQ8	0504-000156	TR-DIGITAL	KSR2103,PNP,200MW,22	1	SA	
AR164	2007-000076	R-CHIP	330ohm,5%,1/10W,TP,1608	6	SA	
AR49	2007-000140	R-CHIP	1Kohm,5%,1/16W,TP,1005	13	SA	
AS420	3406-001146	SWITCH-ROTARY	5V DC,HOLLOW-SHAF	1	SA	
C102	2203-006158	C-CER,CHIP	100nF,10%,16V,X7R,TP	18	SA	
C125	2203-006361	C-CER,CHIP	10000nF,10%,10V,X5R,	1	SC	
C134	2203-000257	C-CER,CHIP	10nF,10%,50V,X7R,TP,	4	SA	
CN353	3708-001994	CONNECTOR-FPC/FFC/PIC	15P,1mm,S	1	SNA	
HDR7	2007-000139	R-CHIP	220ohm,5%,1/16W,TP,1005	2	SNA	
IS01	1209-001866	IC-SENSOR	SS501,SOT-26,6P,2.9x1	1	SA	
IS01A	1209-001864	IC-SENSOR	TOUCHCORE1.0,QFN,20P,	1	SNA	
KAR7	2007-000120	R-CHIP	680ohm,5%,1/10W,TP,1608	1	SA	
KR7	2007-000402	R-CHIP	150ohm,5%,1/10W,TP,1608	1	SA	
L0405	0601-002094	LED	SMD(TOP VIEW),WHT,1.6x0.8x0	7	SA	
L0405	0601-002705	LED	SMD(SIDE VIEW),WHT,3.8x1.2x	7	SA	
L0405	0601-002706	LED	SMD(SIDE VIEW),RED,3.8x1.2x	1	SA	
L0405	0601-002823	LED	SMD(TOP VIEW),BLUE,3.5x2.7x	4	SNA	
MR166	2007-000119	R-CHIP	560ohm,5%,1/10W,TP,1608	4	SA	
MROP1	2007-000090	R-CHIP	10Kohm,5%,1/10W,TP,1608	8	SA	
R104	2007-000148	R-CHIP	10Kohm,5%,1/16W,TP,1005	1	SA	
R111	2007-000171	R-CHIP	0ohm,5%,1/16W,TP,1005	2	SA	
S.N.A	0202-001459	SOLDER-CREAM	S3X58-M405,D20~38u	0.331	SNA	
S.N.A	0202-001492	SOLDER-WIRE FLUX	HSE-02 LFM48 S	0.05	SNA	
WL02	3301-001069	BEAD-SMD	120ohm,1.6x0.8x0.8mm,2	5	SA	
	0403-001797	DIODE-ZENER	NZH3V0B,2.85/3.15V,	1	SNA	
	0406-001128	DIODE-TVS	MLVS-0603-E08,50V	1	SA	
	2007-000477	R-CHIP	1Mohm,5%,1/8W,TP,2012	7	SC	
	2007-001316	R-CHIP	820ohm,5%,1/16W,TP,1005	1	SA	
	2007-007334	R-CHIP	200Kohm,1%,1/16W,TP,1005	1	SA	
	AH41-01303A	PCB-KEY	HT-C5500,CEM-3,2,00,T1.	1	SNA	
	AH97-04884A	ASSY MICOM-MICOM IC	HT_C5500_10	1	SNA	
	AH97-04953A	ASSY SMD	C5500,ASSY SMD,KEY(XAA	1	SNA	
<b>MA01A</b>	<b>AH96-00460A</b>	<b>ASSY PCB P-AMP</b>	<b>HT-C5500,AH94-02</b>	<b>1</b>	<b>SA</b>	
6MC22	2203-000975	C-CER,CHIP	47nF,10%,25V,X7R,TP,	1	SNA	
AAC1	2203-005249	C-CER,CHIP	100nF,10%,50V,X7R,TP	87	SA	
AAR39	2007-000123	R-CHIP	1.5Kohm,5%,1/10W,TP,1608	2	SA	
AC10	2203-000531	C-CER,CHIP	2.7nF,10%,50V,X7R,16	12	SA	
AC139	2203-000491	C-CER,CHIP	2.2nF,10%,50V,X7R,16	6	SA	
AC510	3708-001981	CONNECTOR-FPC/FFC/PIC	28P,1mm,S	1	SNA	
AD480	2203-000203	C-CER,CHIP	100nF,10%,16V,X7R,TP	2	SA	
AD480	2203-001386	C-CER,CHIP	100nF,10%,100V,X7R,T	7	SNA	
AD480	2203-006336	C-CER,CHIP	10000nF,10%,25V,X5R,	15	SA	

Loc. No.	Part No.	Description	Specification	Qty.	SNA	Remark
AD480	2203-006698	C-CER,CHIP	1000nF,10%,25V,X7R,1	4	SA	
AD480	2203-006706	C-CER,CHIP	2200nF,10%,50V,X7R,3	1	SNA	
AD480	2203-007176	C-CER,CHIP	10000nF,10%,16V,X5R,	14	SNA	
AH025	AH62-00223A	HEAT SINK-AMP	HT-C5500,ALLUMINU	1	SNA	
AH260	AH61-02854A	HOLDER-HEATSINK	HT-BD1250,HIPS	2	SNA	
AQ7	0504-000128	TR-DIGITAL	FJV3103R,NPN,200mW,2	1	SA	
AR108	2007-000097	R-CHIP	47Kohm,5%,1/10W,TP,1608	19	SA	
AR150	2007-000078	R-CHIP	1Kohm,5%,1/10W,TP,1608	18	SA	
AR158	2007-000077	R-CHIP	470ohm,5%,1/10W,TP,1608	1	SA	
AR174	2007-000129	R-CHIP	27Kohm,5%,1/10W,TP,1608	8	SA	
AR30	2007-000074	R-CHIP	100ohm,5%,1/10W,TP,1608	6	SA	
AR42	2007-000939	R-CHIP	47Kohm,1%,1/10W,TP,1608	6	SA	
ARR2	2007-000102	R-CHIP	100Kohm,5%,1/10W,TP,1608	1	SA	
C	2402-000108	C-AL,SMD	10uF,20%,16V,WT,TP,4.3	6	SA	
C	2402-001218	C-AL,SMD	22UF,20%,35V,WT,TP,6.6	2	SA	
C	2401-004447	C-AL	680uF,20%,50V,LZ,TP,12.5x2	6	SNA	
C125	2203-006361	C-CER,CHIP	10000nF,10%,10V,X5R,	5	SC	
C134	2203-000257	C-CER,CHIP	10nF,10%,50V,X7R,TP,	4	SA	
C24	2203-005565	C-CER,CHIP	1nF,5%,50V,NP0,TP,16	18	SA	
C4N08	2203-000140	C-CER,CHIP	1.5nF,10%,50V,X7R,16	6	SNA	
CER02	2007-000071	R-CHIP	22ohm,5%,1/10W,TP,1608	1	SA	
CER04	2007-000084	R-CHIP	4.7Kohm,5%,1/10W,TP,1608	1	SA	
D0254	0402-001090	DIODE-SCHOTTKY	MBRS1100,100V,10	1	SNA	
D1	0401-001099	DIODE-SWITCHING	1N4148WS,75V,15	6	SA	
DR01A	0402-001427	DIODE-RECTIFIER	ES1D,200V,1A,DO	6	SA	
DR01A	0402-001614	DIODE-RECTIFIER	S1G,400V,1A,DO-	12	SA	
DR1	2007-000043	R-CHIP	1Kohm,1%,1/10W,TP,1608	6	SA	
DS01A	0401-001166	DIODE-SWITCHING	BAV20WS-V,150V,	6	SA	
ER19	2007-002899	R-CHIP	10ohm,1%,1/10W,TP,1608	6	SA	
FAN1	3711-000820	HEADER-BOARD TO CABLE	BOX,2P,1R	1	SA	
FAR22	2007-000082	R-CHIP	3.3Kohm,5%,1/10W,TP,1608	1	SA	
FL06	3809-002517	FFC CABLE-FLAT	30V,80C,100mm,28	1	SA	
FMR4	2007-000080	R-CHIP	2Kohm,5%,1/10W,TP,1608	12	SNA	
HR13	2007-000821	R-CHIP	390ohm,1%,1/10W,TP,1608	6	SNA	
IDR23	2007-000116	R-CHIP	120ohm,5%,1/10W,TP,1608	1	SNA	
JP19	2007-000033	R-CHIP	0ohm,5%,1/4W,TP,3216	6	SA	
KAC5	2203-001126	C-CER,CHIP	0.68nF,10%,50V,X7R,1	12	SNA	
KAR13	2007-000060	R-CHIP	100Kohm,1%,1/10W,TP,1608	6	SNA	
KAR21	2007-000070	R-CHIP	0ohm,5%,1/10W,TP,1608	10	SA	
KAR7	2007-000120	R-CHIP	680ohm,5%,1/10W,TP,1608	12	SA	
KOP1	1201-000163	IC-OP AMP	4560,SOP,8P,173MIL,DU	3	SA	
KQ1	0501-000279	TR-SMALL SIGNAL	KSA1182-Y,PNP,1	2	SA	
KQ6	0501-000341	TR-SMALL SIGNAL	KSC1623-L,NPN,2	1	SA	
MC111	2203-000646	C-CER,CHIP	0.024nF,5%,50V,C0G,T	2	SA	
MIC10	0801-002391	IC-CMOS LOGIC	74LCX00,NAND GATE	2	SNA	
MR112	2007-000309	R-CHIP	10ohm,5%,1/10W,TP,1608	28	SA	
MR122	2007-000094	R-CHIP	22Kohm,5%,1/10W,TP,1608	7	SA	
MR19	2007-000087	R-CHIP	6.8Kohm,5%,1/10W,TP,1608	15	SA	
MR2	2007-000130	R-CHIP	39Kohm,5%,1/10W,TP,1608	3	SA	

Loc. No.	Part No.	Description	Specification	Qty.	SNA	Remark
MR9	2007-000127	R-CHIP	9.1Kohm,5%,1/10W,TP,1608	12	SA	
MROP1	2007-000090	R-CHIP	10Kohm,5%,1/10W,TP,1608	29	SA	
ND51C2	2007-000066	R-CHIP	20Kohm,1%,1/10W,TP,1608	6	SNA	
P803T	1404-001483	THERMISTOR-PTC	470ohm,50%,32V,T	3	SA	
PC69	2203-006818	C-CER,CHIP	47000nF,20%,6.3V,X5R	5	SA	
PCW2	3711-003359	HEADER-BOARD TO CABLE	BOX,10P,1	1	SA	
PPD1	0402-000309	DIODE-RECTIFIER	1SR154-400,400V	1	SA	
PR4	2007-000052	R-CHIP	10Kohm,1%,1/10W,TP,1608	3	SA	
PR6	2007-000072	R-CHIP	47ohm,5%,1/10W,TP,1608	18	SNA	
PR6	2007-000583	R-CHIP	22Kohm,1%,1/10W,TP,1608	2	SA	
Q1	0501-000479	TR-SMALL SIGNAL	KST42,NPN,350mW	5	SA	
Q1040	0501-000457	TR-SMALL SIGNAL	MMBT2222A/KST22	2	SA	
Q301	0501-000481	TR-SMALL SIGNAL	KST92,PNP,350mW	3	SA	
Q409	0505-002365	FET-SILICON	IRF6645,N,100V,5.7A	12	SNA	
R1	2007-002425	R-CHIP	1ohm,5%,1/10W,TP,1608	12	SNA	
R1053	2007-000131	R-CHIP	91Kohm,5%,1/10W,TP,1608	1	SA	
R15	2007-000134	R-CHIP	33Kohm,5%,1/10W,TP,1608	6	SNA	
R1P151	2007-000121	R-CHIP	820ohm,5%,1/10W,TP,1608	6	SA	
R1S36	2007-000491	R-CHIP	2.2Kohm,1%,1/10W,TP,1608	6	SA	
R227	2007-000086	R-CHIP	5.6Kohm,5%,1/10W,TP,1608	2	SA	
R319	2007-000143	R-CHIP	4.7Kohm,5%,1/16W,TP,1005	1	SA	
R419	2007-000882	R-CHIP	4.7ohm,5%,1/10W,TP,1608	4	SA	
R505	2007-000496	R-CHIP	2.2Kohm,5%,1/4W,TP,3216	6	SA	
R509	2007-001179	R-CHIP	8.2Kohm,5%,1/10W,TP,1608	3	SA	
R510	2007-000108	R-CHIP	510Kohm,5%,1/10W,TP,1608	1	SNA	
R893B	2007-000122	R-CHIP	1.2Kohm,5%,1/10W,TP,1608	12	SA	
RR2	2007-000075	R-CHIP	220ohm,5%,1/10W,TP,1608	2	SA	
T0052	2703-002524	INDUCTOR-SMD	10uH,10%,3225	2	SNA	
T0052	2703-003768	INDUCTOR-SMD	330uH,20%,6060	1	SNA	
T0087	1203-002835	IC-POSI.FIXED REG.	KIA7805AF,DP	1	SA	
T0415	3716-001243	TERMINAL-BLOCK	WIRE TYPE,12P,14	1	SA	
T0568	3301-001404	BEAD-SMD	30ohm,2012,TP,15.9OHM/	4	SA	
T0756	AA68-01018A	LABEL-PQS	50mmX,13,WHITE	1	SNA	
W392	6003-000282	SCREW-TAPTYPE	BH,+,-,B,M3,L8,ZP	2	SA	
WC31	2305-000407	C-FILM,LEAD-PEF	470nF,5%,100V,T	6	SA	
X202	2801-004371	CRYSTAL-SMD	12.288MHz,50ppm,SX-	1	SNA	
ZR24	2007-000109	R-CHIP	1Mohm,5%,1/10W,TP,1608	1	SA	
ZVL3	3301-001495	BEAD-SMD	120ohm,2012,2500mA,TP,	2	SA	
	0202-001463	SOLDER-WIRE	LFC2-W3.0,-,D3,99.7	4.215	SNA	
	0202-001477	SOLDER-CREAM	LST309-M,D20~45um,	1.57	SNA	
	0202-001608	SOLDER-WIRE FLUX	LFC7-107,D0.8,	0.025	SNA	
	0204-002420	SOLVENT	1M-1000,C3H7OH,96	4.83	SNA	
	0204-002607	FLUX	DF-234U,13%,14KG,Gravity 0	5.616	SNA	
	0403-001441	DIODE-ZENER	MMSZ5239B,5%,500MW,	2	SA	
	0403-001483	DIODE-ZENER	UDZS18B,17.56-18.35	2	SA	
	0501-000150	TR-SMALL SIGNAL	2SA1037,PNP,200	1	SA	
	0504-000105	TR-DIGITAL	DTA114EU,PNP,200MW,1	1	SA	
	1003-002268	IC-GATE DRIVER	IRS2053MTRPBF,ML	2	SA	

Loc. No.	Part No.	Description	Specification	Qty.	SNA	Remark
	1203-006105	IC-DC/DC CONVERTER	MAX5033DUSA,	1	SNA	
	1203-006107	IC-NEGA.FIXED REG.	KIA7905F,DPA	1	SNA	
	1204-002968	IC-MODULATOR	PS9830B,TQFP,100P,	1	SA	
	2007-000253	R-CHIP	1.5ohm,5%,1/4W,TP,3216	2	SA	
	2007-000464	R-CHIP	18ohm,5%,1/4W,TP,3216	1	SA	
	2007-000819	R-CHIP	390Kohm,5%,1/10W,TP,1608	1	SNA	
	2007-001300	R-CHIP	56ohm,5%,1/2W,TP,5025	1	SNA	
	2007-007065	R-CHIP	10ohm,5%,1W,TP,6432	6	SA	
	2007-007750	R-CHIP	39ohm,1%,1W,TP,6432	1	SNA	
	2301-001760	C-FILM,MPEF	100nF,10%,250V,TP,B	6	SA	
	AH27-00081A	COIL FILTER	DBF-16A18(OFC),18.2	6	SA	
	AH41-01358A	PCB MAIN	HT-C5500,FR-4,2,02,T1.	1	SNA	
	AH63-02106B	SHEET-THERMAL_IC	HT-C5500,GAP P	1	SNA	
	AH97-05208A	ASSY SMD-AMP	BD HOME THEATER,XA	1	SNA	
	AH97-05209A	ASSY AUTO	BD HOME THEATER,XAA(B	1	SNA	
	BN68-02775A	LABEL-SMD	ALL MODELS,8.5,21,COM	1	SNA	
<b>MF01A</b>	<b>AH96-00462A</b>	<b>ASSY PCB P-FRONT</b>	<b>HT-C5500,AH94-</b>	<b>1</b>	<b>SA</b>	
AAC1	2203-005249	C-CER,CHIP	100nF,10%,50V,X7R,TP	9	SA	
AC510	3708-001666	CONNECTOR-FPC/FFC/PIC	28P,1MM,A	1	SA	
AD480	2203-000979	C-CER,CHIP	47nF,10%,50V,X7R,TP,	1	SNA	
AF020	AH63-02108A	FILTER-VFD	HT-C5500,PC,0.5T,90,	1	SA	
AH410	AH61-03026A	HOLDER-VFD	HT-C5500,ABS,2.5,89,	1	SNA	
AR30	2007-000074	R-CHIP	100ohm,5%,1/10W,TP,1608	3	SA	
AS088	AH63-01938B	SHEET-FILTER	HT-Z120,FABRIC,0.4	1	SNA	
C125	2203-006361	C-CER,CHIP	10000nF,10%,10V,X5R,	3	SC	
CN2	3722-002313	JACK-USB	4P/1C,AU30U,BLK,STRAIG	1	SA	
CN353	3708-001994	CONNECTOR-FPC/FFC/PIC	15P,1mm,S	1	SNA	
D0254	0404-000002	DIODE-SCHOTTKY	CMPSH-3,30V,100m	2	SA	
DR10	2007-000113	R-CHIP	33ohm,5%,1/10W,TP,1608	2	SA	
DR32	3301-000314	BEAD-SMD	120ohm,1.6x0.8x0.8mm,-	1	SNA	
EV01	AH07-00260A	VF DISPLAY	HNV-09SS82T,HT-C5500	1	SA	
FL06	3809-002518	FFC CABLE-FLAT	30V,80C,220mm,28	1	SA	
HDC24	2402-000008	C-AL,SMD	47uF,20%,16V,GP,TP,6.6	1	SA	
HJ1	3722-001588	JACK-PHONE	7P,AG,BLK,STRAIGHT	1	SA	
JP19	2007-000033	R-CHIP	0ohm,5%,1/4W,TP,3216	1	SA	
MROP1	2007-000090	R-CHIP	10Kohm,5%,1/10W,TP,1608	2	SA	
PR6	2007-000072	R-CHIP	47ohm,5%,1/10W,TP,1608	1	SNA	
R830	2007-000101	R-CHIP	82Kohm,5%,1/10W,TP,1608	1	SA	
T0756	AA68-01018A	LABEL-PQS	50mmX,13,WHITE	1	SNA	
UIC2	0609-001189	MODULE REMOCON	HORIZONTAL,16.4m	1	SC	
	0202-001463	SOLDER-WIRE	LFC2-W3.0,-,D3,99.7	0.005	SNA	
	0202-001477	SOLDER-CREAM	LST309-M,D20-45um,	0.121	SNA	
	0202-001608	SOLDER-WIRE FLUX	LFC7-107,D0.8,	0.025	SNA	
	0204-002420	SOLVENT	1M-1000,C3H7OH,96	0.2	SNA	
	0204-002607	FLUX	DF-234U,13%,14KG,Gravity 0	0.025	SNA	
	0406-001128	DIODE-TVS	MLVS-0603-E08,50V	3	SA	
	1003-002194	IC-VFD	PT6324-QL,QFP,52P,14.0x1	1	SA	

Loc. No.	Part No.	Description	Specification	Qty.	SNA	Remark
	AH41-01305A	PCB-FRONT	HT-C5500,CEM-3,2,00,T	1	SNA	
	AH97-05207A	ASSY SMD-FRONT	BD HOME THEATER,	1	SNA	
	BN68-02775A	LABEL-SMD	ALL MODELS,8.5,21,COM	1	SNA	
<b>M0014</b>	<b>AH96-00589A</b>	<b>ASSY PCB P</b>	<b>HT-C5500,BD HOME THE</b>	<b>1</b>	<b>SA</b>	
AAC1	2203-005249	C-CER,CHIP	100nF,10%,50V,X7R,TP	12	SA	
AAC14	2203-000888	C-CER,CHIP	4.7nF,10%,50V,X7R,TP	2	SA	
AC109	2203-000783	C-CER,CHIP	0.33nF,5%,50V,C0G,16	2	SA	
AC139	2203-000491	C-CER,CHIP	2.2nF,10%,50V,X7R,16	1	SA	
AC510	3708-001436	CONNECTOR-FPC/FFC/PIC	4P,1mm,SM	1	SA	
AC510	3708-001935	CONNECTOR-FPC/FFC/PIC	40P,0.5mm	1	SA	
AC510	3708-001981	CONNECTOR-FPC/FFC/PIC	28P,1mm,S	2	SNA	
AC510	3708-002603	CONNECTOR-FPC/FFC/PIC	22P,1mm,S	1	SNA	
AC510	3708-002619	CONNECTOR-FPC/FFC/PIC	13P,1.0MM	1	SNA	
AD480	2203-000585	C-CER,CHIP	0.22nF,10%,50V,X7R,1	1	SA	
AD480	2203-000679	C-CER,CHIP	.027nF,5%,50V,C0G,10	2	SA	
AD480	2203-002994	C-CER,CHIP	0.068nF,5%,50V,CH,BK	4	SNA	
AD480	2203-005659	C-CER,CHIP	0.18nF,5%,50V,NP0,10	1	SNA	
AD480	2203-006336	C-CER,CHIP	10000nF,10%,25V,X5R,	14	SA	
AD480	2203-006824	C-CER,CHIP	4700nF,10%,10V,X5R,1	8	SNA	
AHR41	2007-001175	R-CHIP	8.2Kohm,1%,1/10W,TP,1608	2	SA	
AIC2	1002-001558	IC-A/D CONVERTER	AK5367,24,VSOP	1	SA	
AQ7	0504-000128	TR-DIGITAL	FJV3103R,NPN,200mW,2	2	SA	
AR108	2007-000097	R-CHIP	47Kohm,5%,1/10W,TP,1608	2	SA	
AR150	2007-000078	R-CHIP	1Kohm,5%,1/10W,TP,1608	2	SA	
AR161	2007-001167	R-CHIP	75ohm,5%,1/10W,TP,1608	7	SNA	
AR28	2007-000683	R-CHIP	3.3Kohm,1%,1/10W,TP,1608	1	SA	
AR30	2007-001306	R-CHIP	150ohm,5%,1/16W,TP,1005	1	SA	
AR39	2007-000965	R-CHIP	5.1Kohm,5%,1/10W,TP,1608	1	SA	
AR48	2007-000431	R-CHIP	16Kohm,5%,1/10W,TP,1608	2	SA	
AR49	2007-000140	R-CHIP	1Kohm,5%,1/16W,TP,1005	34	SA	
AS503	AH63-02117B	SHEET-LENS	SWA-5000,PC,0.5T	1	SNA	
AVC08	2203-002398	C-CER,CHIP	22nF,10%,50V,X7R,160	1	SNA	
AVR73	2007-000142	R-CHIP	2.7Kohm,5%,1/16W,TP,1005	4	SNA	
C	2402-000108	C-AL,SMD	10uF,20%,16V,WT,TP,4.3	2	SA	
C	2402-001160	C-AL,SMD	330UF,20%,16V,WT,TP,10	4	SA	
C	2402-001314	C-AL,SMD	100uF,20%,16V,WT,TP,6x	1	SA	
C102	2203-006158	C-CER,CHIP	100nF,10%,16V,X7R,TP	83	SA	
C125	2203-006361	C-CER,CHIP	10000nF,10%,10V,X5R,	81	SC	
C134	2203-000257	C-CER,CHIP	10nF,10%,50V,X7R,TP,	1	SA	
C234	2203-006378	C-CER,CHIP	4700nF,10%,6.3V,X5R,	1	SNA	
C239	2203-006047	C-CER,CHIP	33nF,10%,16V,X7R,100	6	SA	
C24	2203-005565	C-CER,CHIP	1nF,5%,50V,NP0,TP,16	1	SA	
C254	2203-000438	C-CER,CHIP	1nF,10%,50V,X7R,TP,1	13	SA	
C258	2203-000236	C-CER,CHIP	0.1nF,5%,50V,C0G,TP,	2	SA	
C3	2203-000384	C-CER,CHIP	.015nF,5%,50V,C0G,16	4	SNA	
C33	2203-002687	C-CER,CHIP	1.2nF,10%,50V,X7R,TP	3	SA	
C510	2203-006170	C-CER,CHIP	220nF,10%,16V,X7R,16	2	SNA	
C600	2203-006090	C-CER,CHIP	10000nF,10%,6.3V,X5R	6	SA	



Loc. No.	Part No.	Description	Specification	Qty.	SNA	Remark
C637	2203-001656	C-CER,CHIP	0.47nF,5%,50V,NP0,16	4	SA	
C802	2203-006348	C-CER,CHIP	1000nF,10%,25V,X5R,T	1	SA	
CEIC1	AK09-00159A	IC MICOM	MC80C0316-MC015 D32,44	1	SNA	
CEQ2	0505-000110	FET-SILICON	2N7002,N,60V,115mA,	1	SA	
CER42	2007-000999	R-CHIP	510ohm,1%,1/10W,TP,1608	1	SA	
CIS3	AH40-00154A	TUNER	TT-702FM/V/P,MAX-DG35,FM,	1	SA	
CON2	3722-002730	JACK-MODULAR	6P/4P,USB+LAN,ANGL	1	SA	
CQ3	0501-002184	TR-SMALL SIGNAL	KTD1304,NPN,200	3	SA	
D0254	0404-000002	DIODE-SCHOTTKY	CMPSH-3,30V,100m	5	SA	
D0254	0404-001006	DIODE-SCHOTTKY	RB751V,40V,30mA,	1	SA	
D1	0401-001099	DIODE-SWITCHING	1N4148WS,75V,15	3	SA	
D1103	0406-001239	DIODE-TVS	RClamp0502B,6/-/V,12	2	SNA	
D2505	0404-001036	DIODE-SCHOTTKY	SDB30A40,40V,300	3	SA	
DC25	2203-000812	C-CER,CHIP	.033nF,5%,50V,C0G,TP	39	SA	
DOIC1	AH14-10004R	IC-CMOS LOGIC	74HCU04,INVERTER,	1	SNA	
DR37	2007-000932	R-CHIP	470ohm,5%,1/16W,TP,1005	1	SA	
DR39	2007-000162	R-CHIP	100Kohm,5%,1/16W,TP,1005	4	SA	
DR4	2007-007142	R-CHIP	10Kohm,1%,1/16W,TP,1005	1	SA	
DS01A	0401-000116	DIODE-SWITCHING	MMSD914T1,100V,	1	SA	
DU501	1203-001824	IC-VOL. DETECTOR	7042,SOT-89,3P	1	SA	
EH01	3711-005960	HEADER-BOARD TO CABLE	BOX,15P,1	1	SA	
F103	2901-001302	FILTER-EMI SMD	20V,0.3A,0pF,2.0	3	SA	
FMR4	2007-000080	R-CHIP	2Kohm,5%,1/10W,TP,1608	2	SNA	
HD9	1405-001192	VARISTOR	12Vdc,30A,1.6x0.8x0.55	29	SA	
HDC11	2203-006562	C-CER,CHIP	1000nF,10%,10V,X5R,T	5	SNA	
HDR2	2007-000151	R-CHIP	15Kohm,5%,1/16W,TP,1005	3	SNA	
HDR7	2007-000139	R-CHIP	220ohm,5%,1/16W,TP,1005	2	SNA	
HE4	2203-006474	C-CER,CHIP	22000nF,20%,6.3V,X5R	17	SA	
HR8	2703-000166	INDUCTOR-SMD	2.7uH,5%,3225	2	SA	
HRP2	2011-001344	R-NETWORK	100ohm,5%,1/16W,L,CHI	14	SA	
IC012	1203-006138	IC-POSI.ADJUST REG.	AP1117DGZ-1	1	SA	
IC104	0801-002518	IC-CMOS LOGIC	74LCX157,2-INPUT	3	SA	
IC104	0801-002564	IC-CMOS LOGIC	74VHCT244A,BUFFER	1	SA	
IC112	1103-001410	IC-EEPROM	S-24CS08AFJ-TB-1GE,8K	2	SNA	
IC113	1105-002066	IC-DRAM	K4B1G1646E-HCH9,DDR3 SD	1	SNA	
IC520	0903-001565	IC-MICROCONTROLLER	LC87F5NC8AVU	1	SNA	
IC520	0903-001638	IC-MICROCONTROLLER	EPF005N,LQFP	1	SNA	
JA333	3722-003021	JACK-PIN	6P (W/L),NI+SN,RED/BLU	1	SA	
JC10	2203-006324	C-CER,CHIP	2200nF,10%,10V,X5R,1	1	SA	
JC31	2203-000715	C-CER,CHIP	3.3nF,10%,50V,X7R,16	3	SNA	
JP19	2007-000033	R-CHIP	0ohm,5%,1/4W,TP,3216	1	SA	
KAR11	2007-000124	R-CHIP	2.2Kohm,5%,1/10W,TP,1608	3	SNA	
KAR21	2007-000070	R-CHIP	0ohm,5%,1/10W,TP,1608	2	SA	
KAR7	2007-000120	R-CHIP	680ohm,5%,1/10W,TP,1608	1	SA	
KOP1	1201-000163	IC-OP AMP	4560,SOP,8P,173MIL,DU	2	SA	
KQ1	0501-000279	TR-SMALL SIGNAL	KSA1182-Y,PNP,1	2	SA	
KR7	2007-000402	R-CHIP	150ohm,5%,1/10W,TP,1608	4	SA	
L8	2703-000402	INDUCTOR-SMD	1uH,20%,3225	2	SA	

Loc. No.	Part No.	Description	Specification	Qty.	SNA	Remark
MC2	2203-000254	C-CER,CHIP	10nF,10%,16V,X7R,TP,	6	SA	
MC9	2203-000627	C-CER,CHIP	.022nF,5%,50V,C0G,TP	4	SNA	
MIC2	1105-001573	IC-DRAM	K4S281632,-,128Mbit,8Mx	1	SA	
MM07A	AH97-04880A	ASSY MICOM-NOR FLASH	BD-5500ROM	1	SA	
MM08A	AH97-04877A	ASSY MICOM-MICOM IC	HTB-C5500WW	1	SA	
MM08A	AH97-04879A	ASSY MICOM-MICOM IC	HT-C6500,AH	1	SA	
MR10	2007-007141	R-CHIP	240ohm,5%,1/16W,TP,1005	1	SNA	
MR103	2007-000308	R-CHIP	10ohm,5%,1/8W,TP,2012	6	SA	
MR11	2007-008015	R-CHIP	75ohm,1%,1/16W,TP,1005	14	SA	
MR122	2007-000094	R-CHIP	22Kohm,5%,1/10W,TP,1608	1	SA	
MR13	2007-000092	R-CHIP	15Kohm,5%,1/10W,TP,1608	2	SA	
MR13	2007-000157	R-CHIP	47Kohm,5%,1/16W,TP,1005	26	SNA	
MR16	2007-000168	R-CHIP	470Kohm,5%,1/16W,TP,1005	2	SNA	
MR306	2007-000141	R-CHIP	2.2Kohm,5%,1/16W,TP,1005	4	SA	
MR39	2007-000242	R-CHIP	1.5Kohm,5%,1/16W,TP,1005	7	SNA	
MR604	2007-000137	R-CHIP	2Kohm,5%,1/16W,TP,1005	2	SNA	
MR8	2007-000503	R-CHIP	2.2ohm,5%,1/10W,TP,1608	3	SA	
MROP1	2007-000090	R-CHIP	10Kohm,5%,1/10W,TP,1608	1	SA	
MX1	2801-004284	CRYSTAL-SMD	27MHz,10ppm,28-AAN,	1	SA	
OTR1	2007-001292	R-CHIP	33ohm,5%,1/16W,TP,1005	90	SA	
PC11	2203-006141	C-CER,CHIP	1000nF,10%,16V,X5R,1	5	SNA	
PC43	2203-000233	C-CER,CHIP	0.1nF,5%,50V,C0G,TP,	2	SA	
PFRF2	2007-000219	R-CHIP	1.2Kohm,1%,1/10W,TP,1608	1	SNA	
PPC2	2203-005148	C-CER,CHIP	100nF,10%,16V,X7R,TP	5	SA	
PPR2	2007-000343	R-CHIP	120ohm,1%,1/10W,TP,1608	3	SNA	
PR12	2007-000979	R-CHIP	5.6Kohm,1%,1/10W,TP,1608	1	SA	
PR2	2007-000651	R-CHIP	27Kohm,1%,1/10W,TP,1608	1	SA	
PR4	2007-000052	R-CHIP	10Kohm,1%,1/10W,TP,1608	3	SA	
Q373	0501-000546	TR-SMALL SIGNAL	KSA1298,PNP,200	1	SA	
Q375	0504-000126	TR-DIGITAL	KSR1101,NPN,200mW,4.	1	SA	
Q409	0505-002491	FET-SILICON	AO4404BL,N,30V,8.5A	1	SNA	
Q409	0505-002572	FET-SILICON	AO4801AL,P,-30V,-5.	2	SA	
Q601	0504-000129	TR-DIGITAL	KSR1104,NPN,200mW,47	1	SA	
Q613	0501-000465	TR-SMALL SIGNAL	MMBT3904,NPN,35	7	SA	
Q806	0504-000152	TR-DIGITAL	KSR2101,PNP,200mW,4.	1	SA	
R1	2007-002425	R-CHIP	1ohm,5%,1/10W,TP,1608	3	SNA	
R102	2007-000149	R-CHIP	12Kohm,5%,1/16W,TP,1005	1	SA	
R104	2007-000148	R-CHIP	10Kohm,5%,1/16W,TP,1005	103	SA	
R105	2007-000138	R-CHIP	100ohm,5%,1/16W,TP,1005	53	SA	
R111	2007-000171	R-CHIP	0ohm,5%,1/16W,TP,1005	38	SA	
R123	2007-000159	R-CHIP	56Kohm,5%,1/16W,TP,1005	5	SA	
R124	2007-000775	R-CHIP	33Kohm,5%,1/16W,TP,1005	2	SNA	
R16	2007-001313	R-CHIP	330ohm,5%,1/16W,TP,1005	3	SNA	
R1P151	2007-000121	R-CHIP	820ohm,5%,1/10W,TP,1608	1	SA	
R1S36	2007-000491	R-CHIP	2.2Kohm,1%,1/10W,TP,1608	1	SA	
R319	2007-000143	R-CHIP	4.7Kohm,5%,1/16W,TP,1005	21	SA	
R326	2007-001325	R-CHIP	3.3Kohm,5%,1/16W,TP,1005	5	SNA	
R338	2007-000173	R-CHIP	22ohm,5%,1/16W,TP,1005	2	SA	

Loc. No.	Part No.	Description	Specification	Qty.	SNA	Remark
R3508	2007-001038	R-CHIP	56Kohm,1%,1/10W,TP,1608	1	SA	
R38	2007-000640	R-CHIP	270ohm,1%,1/10W,TP,1608	1	SA	
R509	2007-000170	R-CHIP	1Mohm,5%,1/16W,TP,1005	6	SA	
R510	2007-000108	R-CHIP	510Kohm,5%,1/10W,TP,1608	2	SNA	
R528	2007-000835	R-CHIP	39ohm,1%,1/10W,TP,1608	2	SA	
R700	1404-001328	THERMISTOR-NTC	10Kohm,0A,3370K,	1	SNA	
R726	2007-000695	R-CHIP	3.3ohm,5%,1/10W,TP,1608	9	SNA	
R8	2007-007721	R-CHIP	560ohm,1%,1/10W,TP,1608	1	SA	
R813	2007-000643	R-CHIP	270ohm,5%,1/10W,TP,1608	1	SNA	
R893B	2007-000122	R-CHIP	1.2Kohm,5%,1/10W,TP,1608	1	SA	
RF03	2007-000828	R-CHIP	39Kohm,1%,1/10W,TP,1608	1	SA	
S.N.A	3301-001808	BEAD-SMD	120ohm,1005,TP,530ohm/	34	SA	
T0052	2703-000158	INDUCTOR-SMD	1uH,10%,2012	2	SA	
T0052	2703-003559	INDUCTOR-SMD	4.7uH,20%,8080	2	SNA	
T0074	1201-003013	IC-VIDEO AMP	MM1797EVBE,TSOP-16	1	SNA	
T0087	1203-002253	IC-POSI.FIXED REG.	KIA7808AF,DP	1	SA	
T0087	1203-006135	IC-POSI.FIXED REG.	AP1117D-33-G	1	SA	
T0122	2802-001165	RESONATOR-CERAMIC	4MHz,0.5%,TP,	1	SNA	
T0122	2802-001196	RESONATOR-CERAMIC	10MHz,0.5%,TP	1	SNA	
T0139	0406-001271	DIODE-TVS	RCLAMP0524P,6/-V,15	4	SNA	
T0568	3301-001404	BEAD-SMD	30ohm,2012,TP,15.9OHM/	54	SA	
T0756	AA68-01018A	LABEL-PQS	50mmX,13,WHITE	1	SNA	
U1502	1203-001212	IC-VOL. DETECTOR	7029,SOT-89,3P	1	SA	
U303	1001-001482	IC-ANALOG SWITCH	MAX4610CUD,SPS	1	SNA	
U309	1201-000166	IC-OP AMP	LM358,SOP,ST,8P,150MI	2	SA	
U603	0802-001007	IC-CMOS LOGIC	74LCX244,BUFFER/L	1	SA	
UCW0	3708-000448	CONNECTOR-FPC/FFC/PIC	6P,1.25mm	1	SA	
UR53	2007-000305	R-CHIP	10Mohm,5%,1/10W,TP,1608	2	SA	
VC37	2203-006048	C-CER,CHIP	100nF,10%,10V,X7R,TP	118	SA	
VL6	2703-000398	INDUCTOR-SMD	10uH,10%,3225	1	SA	
WR15B	2007-001044	R-CHIP	56ohm,5%,1/10W,TP,1608	4	SA	
X202	2801-003843	CRYSTAL-SMD	18.432MHz,30ppm,SMD	1	SA	
X202	2801-004008	CRYSTAL-SMD	24MHz,20ppm,28-AAN,	1	SA	
X202	2801-004371	CRYSTAL-SMD	12.288MHz,50ppm,SX-	1	SNA	
ZRN10	2011-001261	R-NETWORK	33ohm,5%,1/16W,L,CHIP	10	SA	
ZVL3	3301-001495	BEAD-SMD	120ohm,2012,2500mA,TP,	3	SA	
	0202-001463	SOLDER-WIRE	LFC2-W3.0,-,D3,99.7	4.215	SNA	
	0202-001477	SOLDER-CREAM	LST309-M,D20~45um,	1.57	SNA	
	0202-001608	SOLDER-WIRE FLUX	LFC7-107,D0.8,	0.025	SNA	
	0204-002420	SOLVENT	1M-1000,C3H7OH,96	4.83	SNA	
	0204-002607	FLUX	DF-234U,13%,14KG,Gravity 0	5.616	SNA	
	0904-002352	IC-DSP	TMS320DA788B,TQFP,144P,2	1	SA	
	1001-001298	IC-ANALOG SWITCH	L10X,10P,2.1x1	4	SNA	
	1003-002187	IC-MOTOR DRIVER	AM9268,SOP,42P,	1	SA	
	1003-002188	IC-MOTOR DRIVER	AM9858,SOP,28P,	1	SNA	
	1006-001438	IC-BUS DRIVER	R5H30201NA04NQ08,	1	SA	
	1105-002145	IC-DDR3 SDRAM	K4B1G0846F-HCF9,D	2	SNA	
	1107-001844	IC-NOR FLASH	MX29LV160DTTI-70G,	1	SNA	
	1107-001887	IC-NAND FLASH	NAND02GW3B2DN6,2G	1	SNA	

Loc. No.	Part No.	Description	Specification	Qty.	SNA	Remark
	1203-005469	IC-POWER SUPERVISOR	MIC2009YM6,	1	SA	
	1203-005526	IC-DC/DC CONVERTER	AOZ1025DIL,D	1	SA	
	1203-006013	IC-DC/DC CONVERTER	AOZ1031AI,SO	2	SA	
	1203-006067	IC-POWER SUPERVISOR	TPS2553DBVR	1	SNA	
	1203-006266	IC-POSI.FIXED REG.	AP1117E33GZ-	1	SA	
	1204-003090	IC-VIDEO DECODER	BCM7630,FCBGA,	1	SNA	
	1205-003160	IC-CODEC	AK4113VF,VSOP,30P,9.7x	1	SA	
	1205-004091	IC-REPEATER	EP94A2E,LQFP,128P,1	1	SNA	
	2007-000146	R-CHIP	6.8Kohm,5%,1/16W,TP,1005	1	SNA	
	2007-000606	R-CHIP	240ohm,1%,1/10W,TP,1608	4	SA	
	2007-000657	R-CHIP	27ohm,1%,1/10W,TP,1608	1	SA	
	2007-001329	R-CHIP	7.5Kohm,5%,1/16W,TP,1005	1	SNA	
	2007-002768	R-CHIP	6.2Kohm,1%,1/10W,TP,1608	1	SA	
	2007-002915	R-CHIP	4.02Kohm,1%,1/10W,TP,160	1	SA	
	2007-007008	R-CHIP	300ohm,5%,1/16W,TP,1005	1	SNA	
	2007-007132	R-CHIP	15Kohm,1%,1/16W,TP,1005	1	SA	
	2007-007135	R-CHIP	18Kohm,1%,1/16W,TP,1005	2	SNA	
	2007-007313	R-CHIP	6.8Kohm,1%,1/16W,TP,1005	1	SA	
	2007-007315	R-CHIP	3.9Kohm,1%,1/16W,TP,1005	1	SNA	
	2007-007318	R-CHIP	1Kohm,1%,1/16W,TP,1005	2	SA	
	2007-007334	R-CHIP	200Kohm,1%,1/16W,TP,1005	1	SA	
	2007-007467	R-CHIP	12.1Kohm,1%,1/16W,TP,100	1	SNA	
	2007-007698	R-CHIP	5.1Kohm,1%,1/16W,TP,1005	1	SA	
	2007-007798	R-CHIP	10ohm,1%,1/16W,TP,1005	8	SA	
	2007-008275	R-CHIP	30Kohm,1%,1/16W,TP,1005	3	SNA	
	2007-008453	R-CHIP	1.24Kohm,1%,1/16W,TP,100	1	SNA	
	2011-001345	R-NETWORK	10Kohm,5%,1/16W,L,CHI	3	SA	
	2402-001185	C-AL,SMD	2.2UF,20%,50V,WT,TP,4.	1	SA	
	2703-003426	INDUCTOR-SMD	4.7uH,20%,12x12mm	1	SA	
	3701-001293	CONNECTOR-HDMI	19P,2R,FEMALE,SM	3	SA	
	3707-001093	CONNECTOR-OPTICAL	ANGLE-RX	1	SA	
	3709-001592	CONNECTOR-CARD EDGE	22P,1.27mm,	1	SA	
	3710-002628	SOCKET-INTERFACE	18P,1R,0.5mm,S	1	SNA	
	AH41-01304C	PCB MAIN	HT-C5500,FR-4,4,02,T1.	1	SNA	
	AH97-05611A	ASSY SMD	HT-C5500,AH94-02433G	1	SNA	
	AH97-05742A	ASSY MICOM	HTB-C5500_6500WWB-10	1	SNA	
	AK62-00029B	HEAT SINK-ES	HT-C5500,A6063,Pus	1	SNA	
	BN68-02775A	LABEL-SMD	ALL MODELS,8.5,21,COM	1	SNA	
<b>D001A</b>	<b>AK96-01192J</b>	<b>ASSY ENGINE P-BD DECK SKD</b>	<b>BD-P6</b>	<b>1</b>	<b>SA</b>	
<b>P001A</b>	<b>AH94-02449E</b>	<b>ASSY PCB SMPS</b>	<b>HT-C5500_Manual,B</b>	<b>1</b>	<b>SA</b>	
1SIC01	1203-005401	IC-PWM CONTROLLER	ICE3BR0665J,D	1	SA	
AAC1	2203-005249	C-CER,CHIP	100nF,10%,50V,X7R,TP	5	SA	
AAR39	2007-000123	R-CHIP	1.5Kohm,5%,1/10W,TP,1608	1	SA	
AC28	2203-001607	C-CER,CHIP	0.22nF,5%,50V,NP0,16	1	SA	
AD480	2203-000178	C-CER,CHIP	100nF,+80-20%,25V,Y5	1	SNA	

Loc. No.	Part No.	Description	Specification	Qty.	SNA	Remark
AD480	2203-000455	C-CER,CHIP	1nF,5%,50V,C0G,2012	2	SNA	
AD480	2203-001386	C-CER,CHIP	100nF,10%,100V,X7R,T	1	SNA	
AD480	2203-002180	C-CER,CHIP	1000nF,10%,50V,X7R,T	1	SA	
AD480	2203-006698	C-CER,CHIP	1000nF,10%,25V,X7R,1	2	SA	
AH020	AH62-00201D	HEAT SINK	HT-Z320,AL,40,20,40	1	SNA	
AH020	AH62-00201E	HEAT SINK	HT-Z320,AL,40,20,40	1	SNA	
AQ7	0504-000128	TR-DIGITAL	FJV3103R,NPN,200mW,2	1	SA	
AR150	2007-000078	R-CHIP	1Kohm,5%,1/10W,TP,1608	4	SA	
ARR2	2007-000102	R-CHIP	100Kohm,5%,1/10W,TP,1608	2	SA	
AS430	3408-001154	SWITCH-SLIDE	2500VAC,12A,SINGLE	1	SA	
BD707	3301-000297	BEAD-AXIAL	25ohm,3.6x1.2x5.7mm,	3	SNA	
C	2401-000970	C-AL	22uF,20%,50V,WT,TP,5x11,5	1	SA	
C	2401-001378	C-AL	470uF,20%,16V,WT,TP,10x20,	1	SC	
C	2401-001585	C-AL	47uF,20%,50V,WT,TP,8x11.5,	1	SA	
C	2401-002288	C-AL	470uF,20%,25V,WT,TP,10x20,	1	SA	
C	2401-003139	C-AL	1000uF,20%,25V,WT,TP,10*20	1	SA	
C	2401-001378	C-AL	470uF,20%,16V,WT,TP,10x20,	1	SC	
C01	2201-002044	C-CERAMIC,DISC	.1nF,10%,400V,Y5	1	SA	
C116	2203-001683	C-CER,CHIP	0.068nF,5%,50V,NP0,1	1	SA	
C1S09	2401-001573	C-AL	47uF,20%,50V,GP,TP,6.3x11,	1	SA	
C1SS21	2401-001126	C-AL	330uF,20%,25V,WT,TP,10x12.	1	SA	
C2A4	2401-001020	C-AL	3.3UF,20%,50V,GP,TP,4X7,5	1	SA	
C338	2203-000609	C-CER,CHIP	22nF,10%,50V,X7R,TP,	1	SNA	
C3S09	2401-001324	C-AL	0.47UF,20%,50V,GP,BK,3X5,2	1	SA	
C745	2203-005171	C-CER,CHIP	1000nF,10%,16V,X7R,2	1	SA	
CER04	2007-000084	R-CHIP	4.7Kohm,5%,1/10W,TP,1608	1	SA	
CF1	2301-001796	C-FILM,LEAD-PPF	0.56nF,5%,1000V	1	SA	
CX2	2301-001511	C-FILM,LEAD-PEF	330nF,10%,275V,	2	SNA	
CY5	2305-001016	C-FILM,LEAD-PEF	10nF,10%,630V,T	3	SNA	
D1	0401-001099	DIODE-SWITCHING	1N4148WS,75V,15	8	SA	
D1SS12	0402-001439	DIODE-RECTIFIER	SHK75-11,100V,3	3	SA	
DR01A	0402-000274	DIODE-RECTIFIER	UF4004,400V,1A,	2	SC	
DR01A	0402-001427	DIODE-RECTIFIER	ES1D,200V,1A,DO	1	SA	
DR01A	0402-001604	DIODE-RECTIFIER	MUR420,200V,4A,	1	SA	
EC11	AH39-01097A	HARNESS POWER	HT-C550/C5500,Fla	1	SA	
EC11	AH39-01098A	HARNESS POWER	HT-C550/C5500,Fla	1	SA	
FAR22	2007-000082	R-CHIP	3.3Kohm,5%,1/10W,TP,1608	2	SA	
J914	2007-000029	R-CHIP	0ohm,5%,1/8W,TP,2012	2	SC	
JR11	2007-000614	R-CHIP	24Kohm,1%,1/10W,TP,1608	2	SNA	
KAR11	2007-000124	R-CHIP	2.2Kohm,5%,1/10W,TP,1608	1	SNA	
KAR21	2007-000070	R-CHIP	0ohm,5%,1/10W,TP,1608	1	SA	
KAR7	2007-000120	R-CHIP	680ohm,5%,1/10W,TP,1608	1	SA	
KQ6	0501-000341	TR-SMALL SIGNAL	KSC1623-L,NPN,2	2	SA	
LF2_1	AH29-00015A	FILTER LINE	HT-Z110,SQ2424,1.1	1	SNA	
LF2_1	AH29-00016B	FILTER LINE	HT-Z320,TR16 4.0mH,	1	SA	
L-STIC	AH68-50254F	LABEL-STICKER	ALL,ALL,T0.1,W40,	1	SNA	
M3501	0505-002302	FET-SILICON	AP9575GP,P,-60V,-16	1	SA	
MD1	0404-001089	DIODE-SCHOTTKY	RB551V-30,20V,50	2	SA	
MPIC2	1203-003095	IC-NEGA.FIXED REG.	KIA7912PI,TO	1	SA	

Loc. No.	Part No.	Description	Specification	Qty.	SNA	Remark
MR13	2007-000092	R-CHIP	15Kohm,5%,1/10W,TP,1608	4	SA	
MROP1	2007-000090	R-CHIP	10Kohm,5%,1/10W,TP,1608	5	SA	
ND53D1	0403-001079	DIODE-ZENER	UDZ3.9B,7%,200MW,SO	1	SA	
PCD02	2201-000963	C-CERAMIC,DISC	1nF,20%,400V,Y5U	3	SA	
PCNS2	3711-000203	HEADER-BOARD TO CABLE	1WALL,2P/	1	SA	
PDS11	0402-000012	DIODE-RECTIFIER	UF4007,1000V,1A	5	SA	
PICS1	0604-001028	PHOTO-COUPLER	TR,50-600%,250mW,	4	SC	
PICS2	AC14-12006D	IC	KA431Z,TO-92,TAPING	2	SA	
PLS31	AC27-12001N	COIL CHOKE	RA,K-30,Q80,150KHZ,1	1	SA	
PRS13	2003-000994	R-METAL OXIDE(S)	33Kohm,5%,2W,A	4	SA	
Q1	0501-000479	TR-SMALL SIGNAL	KST42,NPN,350mW	1	SA	
Q1042	0501-000462	TR-SMALL SIGNAL	MMBT2907A,PNP,3	2	SA	
Q1P107	0501-000362	TR-SMALL SIGNAL	KSC2328A-Y,NPN,	2	SA	
Q409	0505-001981	FET-SILICON	SPA11N80C3,N,800V,1	1	SA	
R1005	2007-000300	R-CHIP	10Kohm,5%,1/8W,TP,2012	1	SA	
R15	2007-000134	R-CHIP	33Kohm,5%,1/10W,TP,1608	3	SNA	
R1P110	2001-000449	R-CARBON	2.2Kohm,5%,1/8W,AA,TP,	1	SA	
R1S36	2007-000493	R-CHIP	2.2Kohm,5%,1/8W,TP,2012	2	SA	
R3512	2007-001206	R-CHIP	82Kohm,1%,1/10W,TP,1608	1	SNA	
RR17	2007-007549	R-CHIP	4.99Kohm,1%,1/10W,TP,160	1	SA	
RT01	2007-000483	R-CHIP	1ohm,5%,1/8W,TP,2012	1	SNA	
S.N.A	0202-001492	SOLDER-WIRE FLUX	HSE-02 LFM48 S	0.095	SNA	
T0010	AH27-00068A	COIL CHOKE	BARX20, 2.9UH,HT-Z32	2	SA	
T0086	1203-006090	IC-PWM CONTROLLER	ICE2QS03,DIP,	1	SA	
T0900	1404-001195	THERMISTOR-NTC	5.1ohm,3.84A,300	1	SA	
TS01	AH26-00369A	TRANS SWITCHING	ER2828,HT-C5500	1	SA	
TS01	AH26-00370A	TRANS SWITCHING	ER4220,HT-C550,	1	SA	
UC24	2401-001364	C-AL	470uF,20%,16V,GP,TP,10x12.	1	SA	
UC24	2401-001364	C-AL	470uF,20%,16V,GP,TP,10x12.	1	SA	
V1233	2203-000575	C-CER,CHIP	220nF,10%,25V,X7R,TP	2	SA	
V8932	2007-000857	R-CHIP	4.3Kohm,1%,1/10W,TP,1608	1	SNA	
VD11	0403-001083	DIODE-ZENER	UDZSNP9.1B,8.85/9.2	2	SNA	
VQ4	0501-000002	TR-SMALL SIGNAL	KSA812,PNP,150m	1	SNA	
W392	6003-000282	SCREW-TAPTYPE	BH,+,-,B,M3,L8,ZP	3	SA	
WA001	3812-001283	WIRE-NO SHEATH CU	FE+CU+SN,300V	27	SNA	
WE08	2401-003850	C-AL	1000UF,20%,50V,WT,TP,12.5	4	SA	
ZC165	2203-000815	C-CER,CHIP	0.033nF,5%,50V,C0G,1	2	SA	
	0201-001082	ADHESIVE-TS	1603HFR-HS,YEL,1800	3.6	SNA	
	0201-002248	ADHESIVE-A.C.F	SMT-GLUE,HT-130D	0.015	SNA	
	0202-001768	SOLDER-BAR	HSE-16,S60S-20,D3,SN	8.457	SNA	
	0204-002514	THINNER	TS4500,OXIGEN,NO,13.15K	0.33	SNA	
	0204-002606	FLUX	LF-715K,OXIGEN,NO,16000L,1	1.107	SNA	
	0205-001278	GREASE	T4110	0.09	SNA	
	0402-001416	DIODE-BRIDGE	D15XB60,600V,15A,S	1	SA	
	0403-001062	DIODE-ZENER	UDZSNP4.7B,4.55/4.7	2	SA	
	0404-001489	DIODE-SCHOTTKY	SBR20A200CTFP,20	2	SA	
	0501-002656	TR-SMALL SIGNAL	2N5401AT,PNP,62	1	SNA	
	0501-002657	TR-SMALL SIGNAL	2N5551AT,NPN,62	1	SNA	

Loc. No.	Part No.	Description	Specification	Qty.	SNA	Remark
	1405-000152	VARISTOR	560V,2500A,14x8.5mm,TP	1	SA	
	2002-001078	R-COMPOSITION	1.2Mohm,5%,1/4W,A	1	SA	
	2003-000403	R-METAL OXIDE(S)	0.68ohm,5%,2W,	1	SC	
	2003-002454	R-METAL OXIDE	0.22ohm,5%,1W,AF,	1	SA	
	2003-002456	R-METAL OXIDE	0.18ohm,5%,2W,AF,	1	SNA	
	2007-000415	R-CHIP	15ohm,5%,1/8W,TP,2012	2	SA	
	2007-000575	R-CHIP	220ohm,5%,1/4W,TP,3216	1	SA	
	2007-000656	R-CHIP	27Kohm,5%,1/4W,TP,3216	1	SNA	
	2007-000689	R-CHIP	3.3Mohm,5%,1/8W,TP,2012	1	SA	
	2007-000774	R-CHIP	33Kohm,5%,1/8W,TP,2012	2	SA	
	2007-000883	R-CHIP	4.7ohm,5%,1/4W,TP,3216	1	SA	
	2007-002768	R-CHIP	6.2Kohm,1%,1/10W,TP,1608	1	SA	
	2201-000152	C-CERAMIC,DISC	10nF,+80-20%,100	2	SA	
	2301-001220	C-FILM,LEAD-PPF	100nF,10%,275V,	1	SA	
	2301-002000	C-FILM,LEAD	1nF,10%,300V,BK,12.	2	SNA	
	2401-000556	C-AL	1uF,20%,100V,GP,TP,5*11,5m	1	SNA	
	2401-003849	C-AL	1500UF,20%,16V,WT,TP,10X20	2	SA	
	2401-004798	C-AL	680uF,20%,250V,BK,30*30,10	2	SA	
	3601-001491	FUSE-RADIAL LEAD	250V,6.3A,TIME	1	SA	
	6042-000001	EYELET	ID2.2,OD2.7,L3.1,NI+SN,B	4	SNA	
	6042-000002	EYELET	ID1.5,OD2,L2.8,NI+SN,BSP	24	SNA	
	AH41-01311B	PCB	HT-C5500 SMPS PCB,FR-1,1,00	1	SNA	
	AH63-01844A	EARTH	HT-Z320,C2680R-1/2H,0.5,N	3	SNA	
	AH97-04693A	ASSY AUTO	HT-C5500,BD HTS,SMPS	1	SNA	
	AH97-04694A	ASSY SMD	HT-C5500,BD HTS,SMPS S	1	SNA	
	AH97-04697A	ASSY MANUAL INSERT	HT-C5500_Man	1	SNA	
	<b>AH91-00123L</b>	<b>ASSY SHIELD</b>	<b>HT-C5500</b>	<b>1</b>	<b>SNA</b>	
T0268	AH90-00470P	ASSY POWER-CORD+LABEL	3903-0004	1	SNA	
	3903-000402	CBF-POWER CORD	AT,US,EP2,HOUSIN	1	SA	
	AH68-50282E	LABEL CAUTION	MM-N2/N4/N7,MAM,V	1	SNA	
	<b>AH91-00194B</b>	<b>ASSY SPEAKER</b>	<b>HT-C5500/*</b>	<b>1</b>	<b>SNA</b>	
SP04A	AH96-00336A	ASSY SPEAKER P-PS-C5500 SATELLI			1 SNA	
H002	AH81-02177B	SPEAKER	PS-Q20,SPK CORD# CONNec	1	SA	
SWFR4	AH81-05321A	SPEAKER-WIRE-FRONT RIGHT	PS-X72	1	SNA	
SWFL4	AH81-05322A	SPEAKER-WIRE-FRONT LEFT	PS-X725	1	SNA	
SWRR10	AH81-05323A	SPEAKER-WIRE-REAR RIGHT	PS-X725	1	SNA	
SWRL10	AH81-05324A	SPEAKER-WIRE-REAR LEFT	PS-X725,	1	SNA	
SWCE4	AH81-05325A	SPEAKER-WIRE-CENTER	PS-X725,4M*	1	SNA	
SWWO4	AH81-05326A	SPEAKER-WIRE-SUBWOOFER	PS-X725,	1	SNA	
SPKFL	AH81-05734A	SPEAKER-FRONT LEFT SPK	S3 SPK,	1	SA	
F001	AH63-02076A	COVER-FRONT	PS-C330,ABS,3.0T,BL	1	SNA	
	AH64-05258A	PANEL-REAR	PS-C330,HIPS,3.0T,BL	1	SNA	
	AH81-05698A	SPEAKER-TWEETER SPK UNIT	TWEEETE	1	SNA	
	AH81-05700A	SPEAKER-S2 WOOFER SPK UNIT	S2	1	SNA	
SPKFR	AH81-05734B	SPEAKER-FRONT RIGHT SPK	S3 SPK,	1	SA	
F001	AH63-02076A	COVER-FRONT	PS-C330,ABS,3.0T,BL	1	SNA	

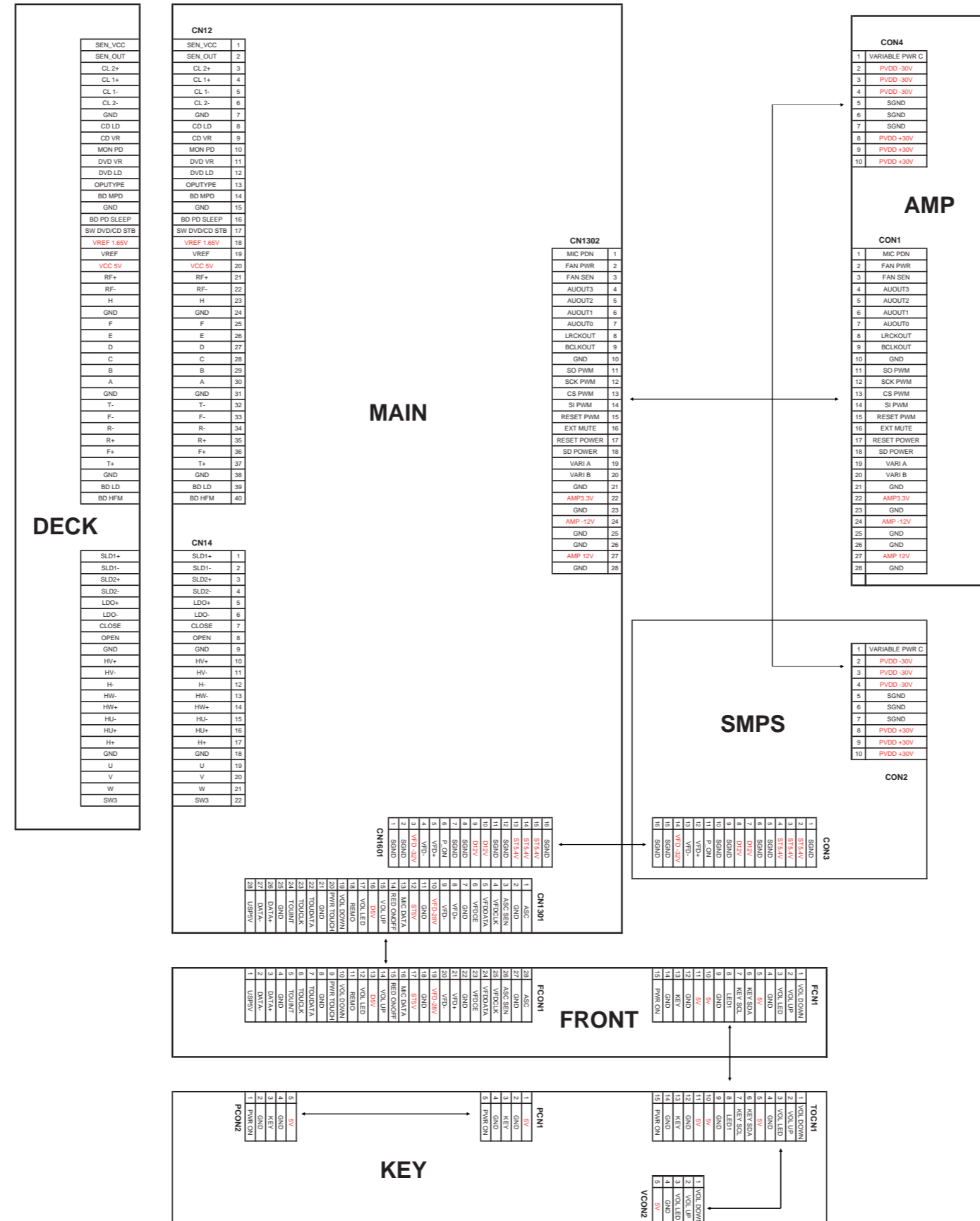
Loc. No.	Part No.	Description	Specification	Qty.	SNA	Remark
	AH64-05258A	PANEL-REAR	PS-C330,HIPS,3.0T,BL	1	SNA	
	AH81-05698A	SPEAKER-TWEETER SPK UNIT	TWEEETE	1	SNA	
	AH81-05700A	SPEAKER-S2 WOOFER SPK UNIT	S2	1	SNA	
SPKCE	AH81-05734C	SPEAKER-CENTER SPK	CENTER SPK,3	1	SA	
M0112	AH63-02079A	COVER-FRONT	PS-C230,ABS,3.0T,BL	1	SNA	
	AH63-02143A	COVER-TWEETER	PS-C230,ABS,3.0T,	1	SNA	
	AH64-05260A	PANEL-REAR	PS-C230,HIPS,3.0T,BL	1	SNA	
	AH81-05704A	SPEAKER-CENTER SPK UNIT	CENTER	2	SNA	
SPKRL	AH81-05734D	SPEAKER-REAR LEFT SPK	S2 SPK,3o	1	SA	
M0112	AH63-02073A	COVER-FRONT	PS-C230,ABS,3.0T,BL	1	SNA	
	AH64-05257A	PANEL-REAR	PS-C230,ABS,3.0T,BLA	1	SNA	
	AH81-05700A	SPEAKER-S2 WOOFER SPK UNIT	S2	1	SNA	
	AH81-05734L	SPEAKER-PS-C5500 SATELLITE TOP		1	SNA	
	AH81-05734M	SPEAKER-PS-C5500 SATELLITE MIDD		1	SNA	
	AH81-05734N	SPEAKER-PS-C5500 SATELLITE BOTT		1	SNA	
SPKRR	AH81-05734Y	SPEAKER-REAR RIGHT	S2 SPK,3ohm	1	SA	
M0112	AH63-02073A	COVER-FRONT	PS-C230,ABS,3.0T,BL	1	SNA	
	AH64-05257A	PANEL-REAR	PS-C230,ABS,3.0T,BLA	1	SNA	
	AH81-05700A	SPEAKER-S2 WOOFER SPK UNIT	S2	1	SNA	
SP03A	AH96-00625A	ASSY SPEAKER P-W0 SUBWOOFER SP		1	SA	
	<b>AH92-03273Q</b>	<b>ASSY LABEL</b>	<b>HT-C5500,XEU</b>	<b>1</b>	<b>SNA</b>	
	AH68-02278X	LABEL-POP STAND	HT-C5500/XAX,SE	1	SNA	
CCM1	AH68-01929G	LABEL RATING	HT-A100,XTL,SILVER	1	SNA	
<b>ACCE1</b>	<b>AH92-03301X</b>	<b>ASSY ACCESSORY</b>	<b>HT-C5500</b>	<b>1</b>	<b>SNA</b>	
REMO2	AH59-02298A	REMOCON	TM1051,MULTI 24P,49,3V,	1	SA	
ACCE4	AH96-00506V	ASSY ACCESSORY-MANUAL	HT-C5500	1	SNA	
	6801-001233	CARD-WARRANTY	COLOMBIA,SAMCOL,S	1	SNA	
T0524	AA69-01195A	BAG PE	HDPE,93/4X151/2,HDPE-HD	1	SNA	
EM02	AH30-00099A	MICROPHONE-ASSY-ASC MIC	10V,150	1	SA	
C-AUDI	AH39-40001V	CABLE-AUDIO CABLE	-, -,1P-1P,300	1	SA	
M0025	AH42-00021A	ANT FM T	T18011F-1,75 ohm,1800m	1	SA	
M-CLEA	AH68-01984A	MANUAL-CLEANING	HT-X200,ART PAP	1	SNA	
	AH68-02258L	MANUAL USERS	HT-C5500,XAO,SPN,M	1	SNA	
T0527	BN68-00513A	LABEL-E,PASS	ALL MODEL,YUPO(110	1	SNA	
HDMI C	MF39-00299A	CBF SIGNAL	H10,19P,2000MM,BLK,4	1	SC	
T0120	4301-000121	BATTERY-MN	1.5V,R03,10.5x44.5m,	2	SNA	
CRA1A	AH96-00051A	ASSY MISC P-IPOD CRADLE	HT-Z520	1	SA	
M9889	BN63-01798B	CLOTH-CLEAN	cloth,180,200,sea b	1	SNA	
	<b>AH92-03307N</b>	<b>ASSY P/MATERIAL</b>	<b>HT-C5500</b>	<b>1</b>	<b>SNA</b>	
S.N.A	0203-001100	TAPE-OPP MASKING	OPP/W75/CLR,T0	1.5	SNA	
	AH69-02898A	CUSHION-SET	HT-C5500,EPS,16.7 g	1	SNA	
	BH69-00418A	BAG WRAPPING	LDPE,762,1828M,SAM	4.17	SNA	
T0527	BN68-00129A	LABEL SHIPPING-00	LABEL SHIPPIN	1	SNA	
S-SHEE	AH63-01301A	SHEET-SET	HT-Q40,-,-,-,-,-	1	SNA	
	BN69-05528A	PACKING INNER	PAD COMM,CB,3,182	1	SNA	



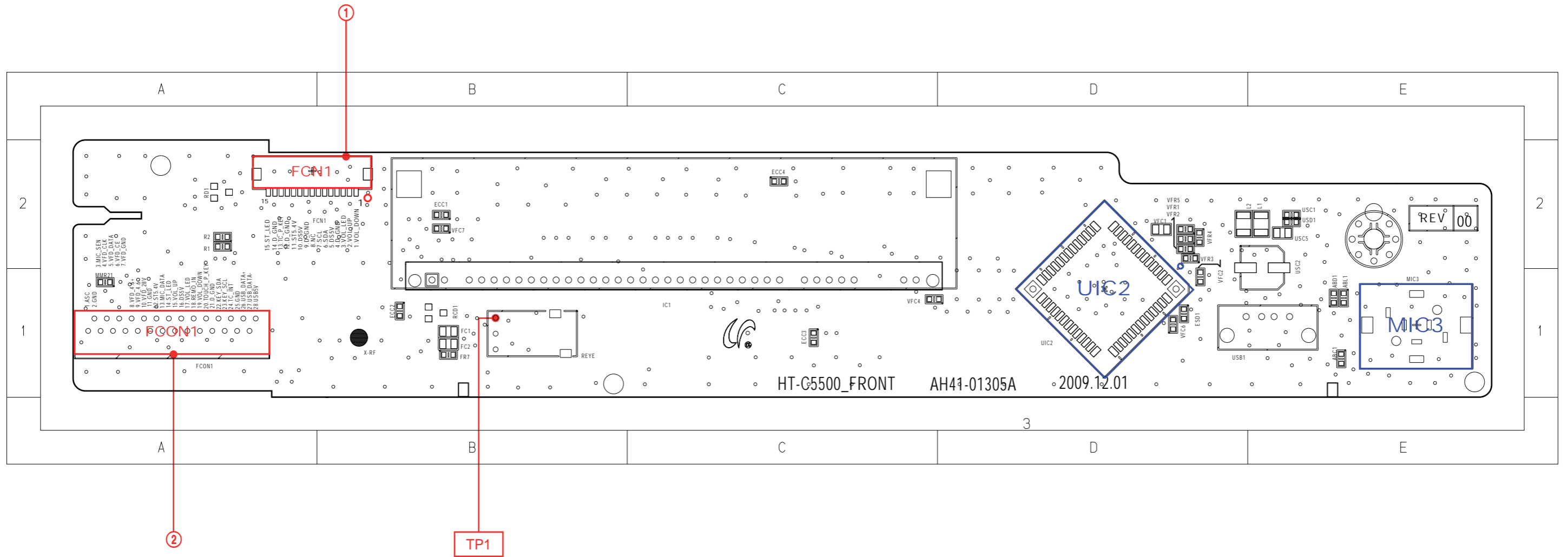
Loc. No.	Part No.	Description	Specification	Qty.	SNA	Remark
	<b>AH92-03382Q</b>	<b>ASSY BOX</b>	<b>HT-C5500</b>	<b>1</b>	<b>SNA</b>	
	AH68-01348K	LABEL-LABEL SHIPPING	XAH,art pa	1	SNA	
	AH68-01929D	LABEL SHIPPING	HT-Q9,ALL,ART PA	1	SNA	
	AH68-01987A	LABEL-POP	HT-X30,CIS,ART PAPER	1	SNA	
	AH69-02924B	BOX-SET	HT-C5500/XAX,CB,DW, A-1	2	SNA	

# 6. PCB Diagram

## 6-1 Wiring Diagram



### 6-2 FRONT PCB Top



### 6-2-1 Pin Connection

#### ① FCN1

Touch Key Interface Connector

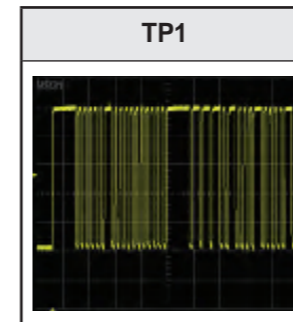
Pin No.	Signal
1	VOL DOWN
2	VOL UP
3	VOL LED
4	GND
5	5V
6	KEY SDA
7	KEY SCL
8	LED1
9	GND
10	5V
11	5V
12	GND
13	KEY
14	GND
15	PWR ON

#### ② FCON1

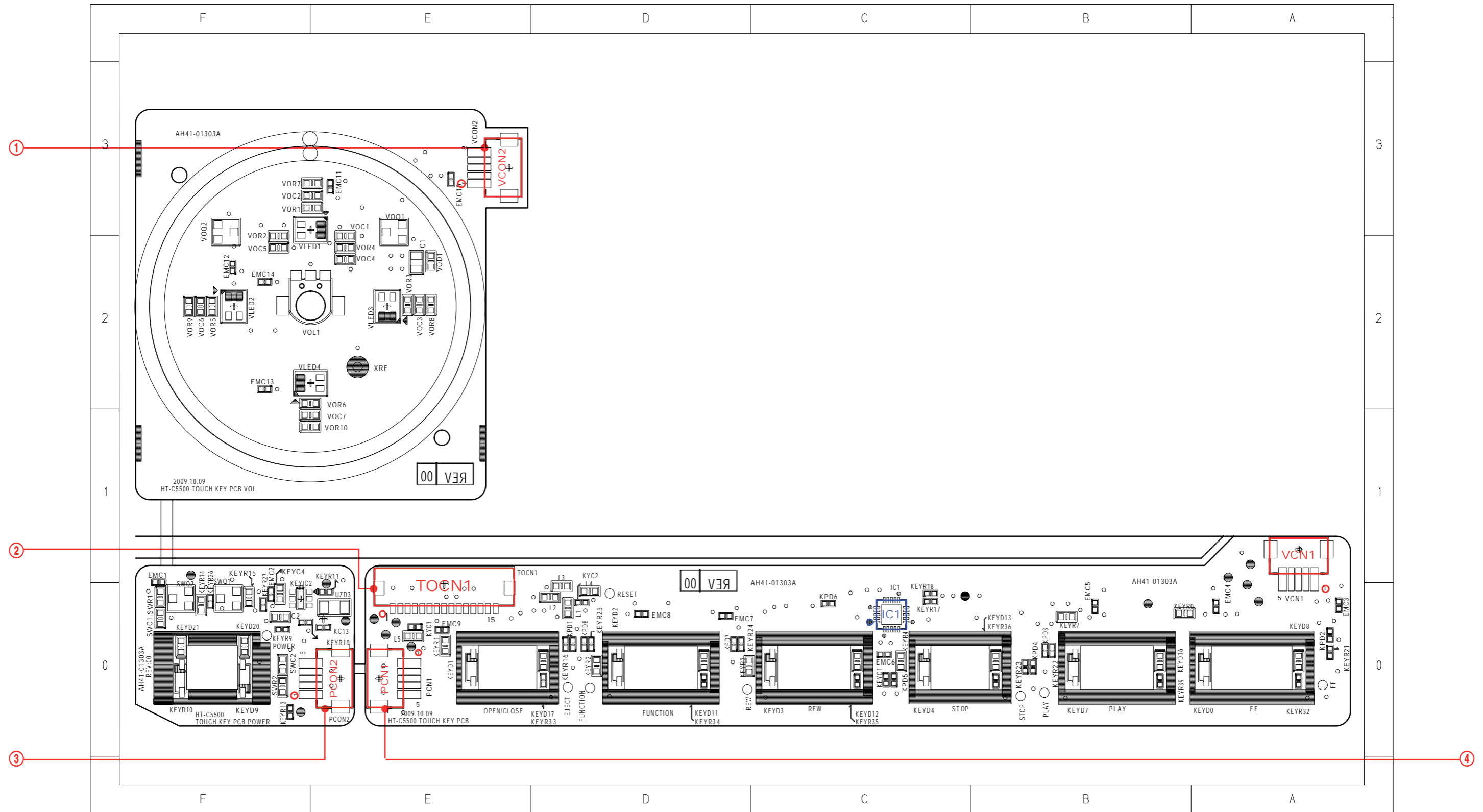
Touch Key / VFD / USB Interface Connector

Pin No.	Signal
1	USP5V
2	DATA-
3	DATA+
4	GND
5	TOUINT
6	TOUCLK
7	TOUDATA
8	GND
9	PWR TOUCH
10	VOL DOWN
11	REMO
12	VOL LED
13	D5V
14	VOL UP
15	RED ONOFF
16	MIC DATA
17	ST5V
18	GND
19	VFD-28V
20	VFD-
21	VFD+
22	GND
23	VFDCE
24	VFDATA
25	VFDCLK
26	ASC SEN
27	GND
28	ASC

### 6-2-2 Test Point Wave Form



### 6-3 KEY PCB Top



### 6-3-1 Pin Connection

#### ① VCON2

Volume Interface Connector

Pin No.	Signal
1	VOL DOWN
2	VOL UP
3	VOL LED
4	GND
5	5V

#### ② TOCN1

Volume Interface Connector

Pin No.	Signal
1	VOL DOWN
2	VOL UP
3	VOL LED
4	GND
5	5V
6	KEY SDA
7	KEY SCL
8	LED1
9	GND
10	5V
11	5V
12	GND
13	KEY
14	GND
15	PWR ON

#### ③ PCON2

Power Key Interface Connector

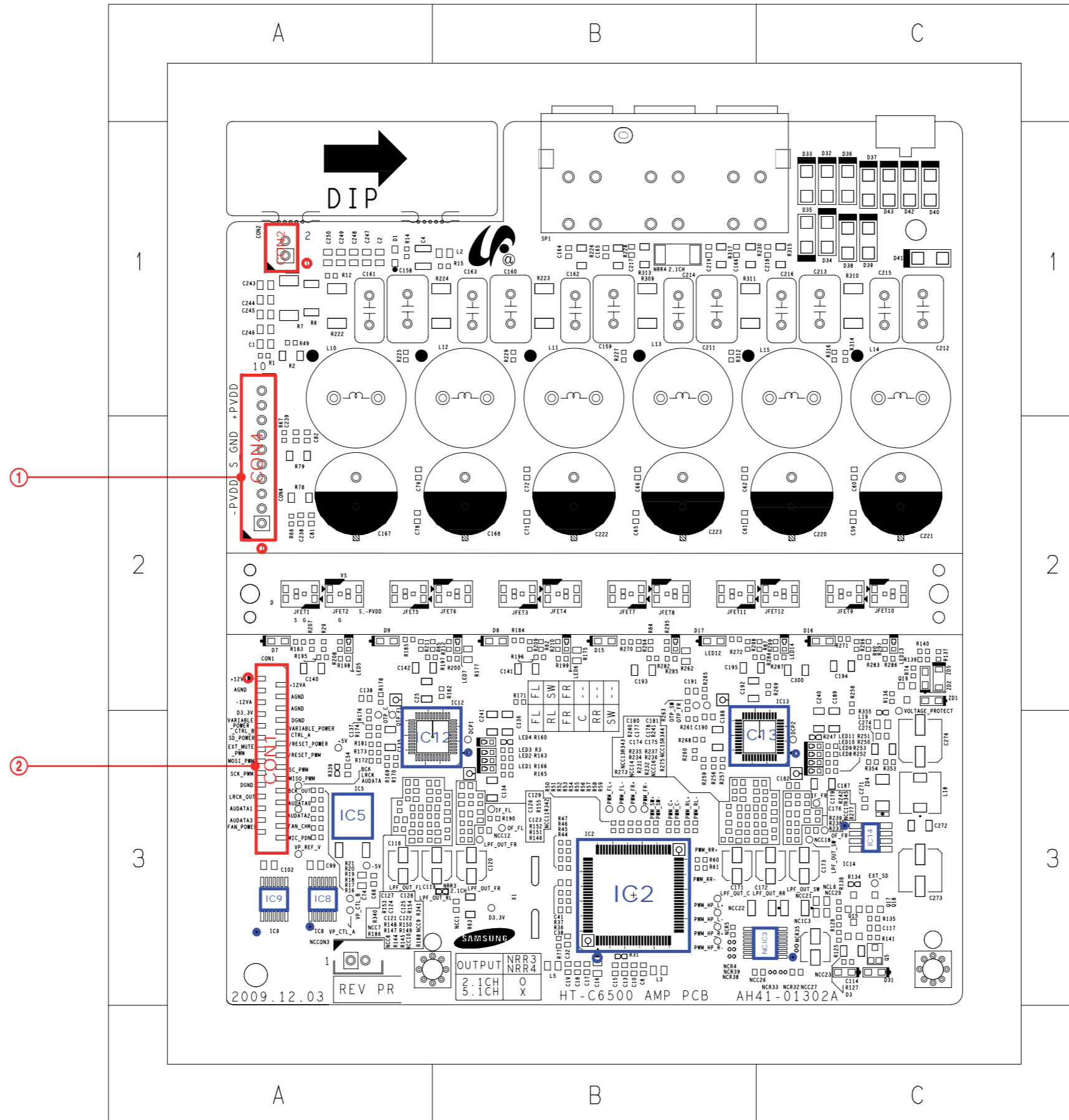
Pin No.	Signal
1	PWR ON
2	GND
3	KEY
4	GND
5	5V

#### ④ PCN1

Power Key Interface Connector

Pin No.	Signal
1	5V
2	GND
3	KEY
4	GND
5	PWR ON

### 6-4 AMP PCB Top



### 6-4-1 Pin Connection

#### ① CON4

AMP Power Connector

Pin No.	Signal
1	VARIABLE PWR C
2	PVDD -30V
3	PVDD -30V
4	PVDD -30V
5	SGND
6	SGND
7	SGND
8	PVDD +30V
9	PVDD +30V
10	PVDD +30V

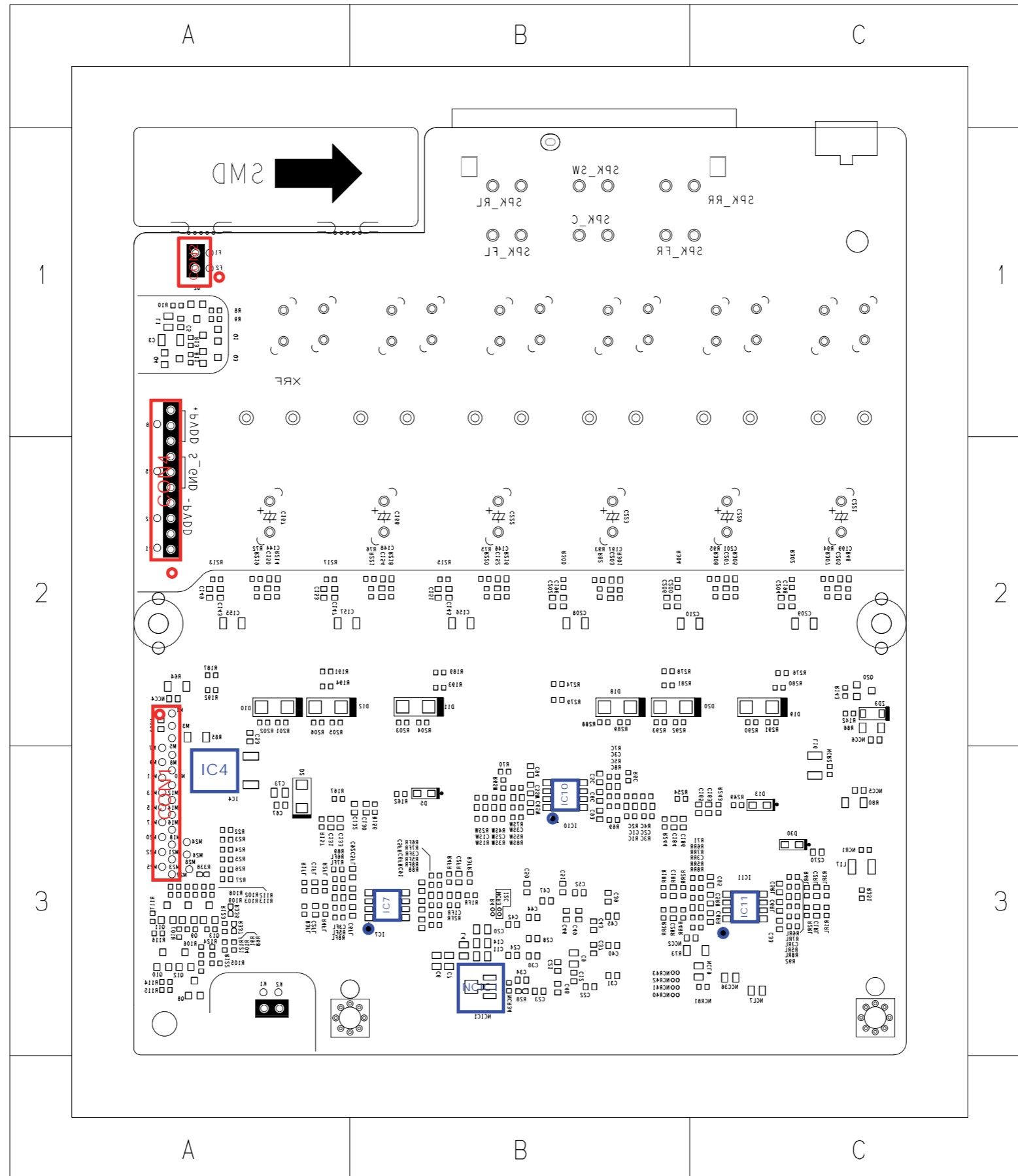
#### ② CON1

Audio Data / PWM IC Interface  
Connector

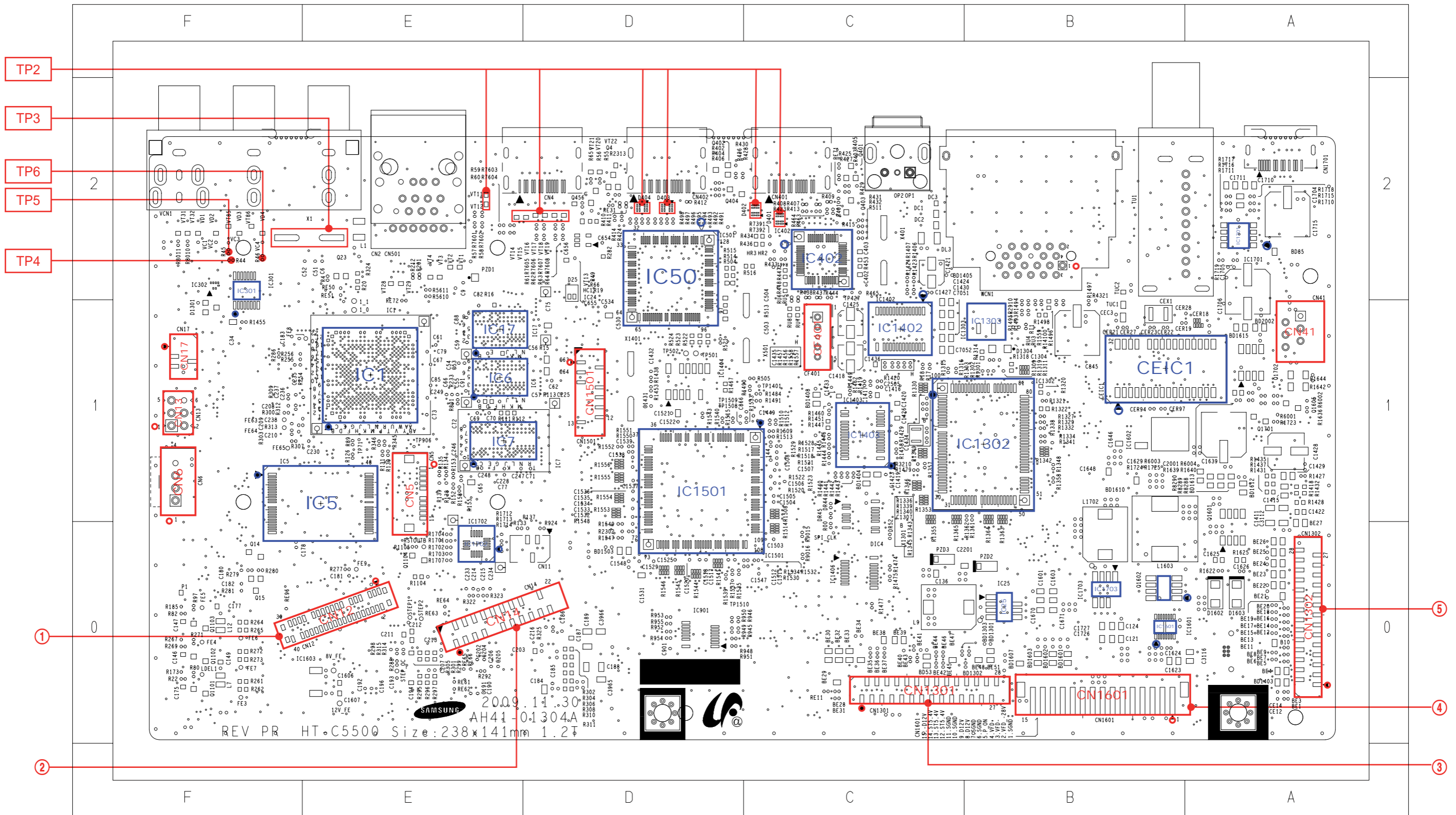
Pin No.	Signal
1	MIC PDN
2	FAN PWR
3	FAN SEN
4	AUOUT3
5	AUOUT2
6	AUOUT1
7	AUOUT0
8	LRCKOUT
9	BCLKOUT
10	GND
11	SO PWM
12	SCK PWM
13	CS PWM
14	SI PWM
15	RESET PWM
16	EXT MUTE
17	RESET POWER
18	SD POWER
19	VARI A
20	VARI B
21	GND
22	AMP3.3V
23	GND
24	AMP -12V
25	GND
26	GND
27	AMP -12V
28	GND



### 6-5 AMP PCB Bottom



6-6 MAIN PCB Top



## 6-6-1 Pin Connection

## ① CN12

DECK PICUP Connector

Pin No.	Signal	Pin No.	Signal
1	SEN_VCC	21	RF+
2	SEN_OUT	22	RF-
3	CL 2+	23	H
4	CL 1+	24	GND
5	CL 1-	25	F
6	CL 2-	26	E
7	GND	27	D
8	CD LD	28	C
9	CD VR	29	B
10	MON PD	30	A
11	DVD VR	31	GND
12	DVD LD	32	T-
13	OPUTYPE	33	F-
14	BD MPD	34	R-
15	GND	35	R+
16	BD PD SLEEP	36	F+
17	SW DVD/CD STB	37	T+
18	VREF 1.65V	38	GND
19	VREF	39	BD LD
20	VCC 5V	40	BD HFM

## ② CN14

DECK Motor Connector

Pin No.	Signal
1	SLD1+
2	SLD1-
3	SLD2+
4	SLD2-
5	LDO+
6	LDO-
7	CLOSE
8	OPEN
9	GND
10	HV+
11	HV-
12	H-
13	HW-
14	HW+
15	HU-
16	HU+
17	H+
18	GND
19	U
20	V
21	W
22	SW3

## ③ CN1301

Touch Key / VFD / USB Interface Connector

Pin No.	Signal
1	ASC
2	GND
3	ASC SEN
4	VFDCLK
5	VFDATA
6	VFDCE
7	GND
8	VFD+
9	VFD-
10	VFD-28V
11	GND
12	ST5V
13	MIC DATA
14	RED ONOFF
15	VOL UP
16	D5V
17	VOL LED
18	REMO
19	VOL DOWN
20	PWR TOUCH
21	GND
22	TOUDATA
23	TOUCLK
24	TOUINT
25	GND
26	DATA+
27	DATA-
28	USP5V

## ④ CN1601

MAIN Power Connector

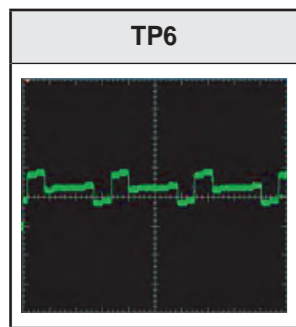
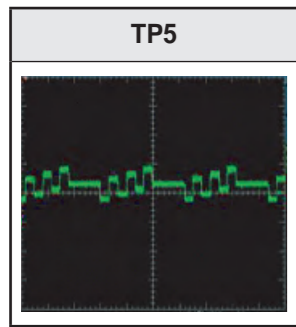
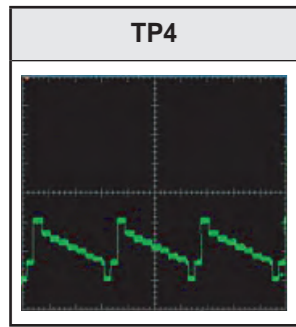
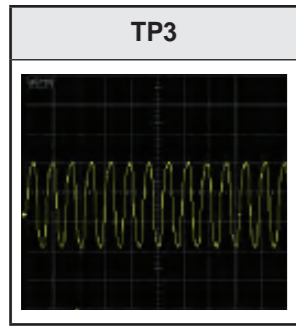
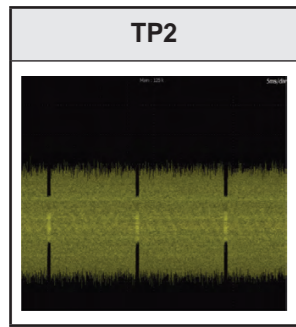
Pin No.	Signal
1	SGND
2	SGND
3	VFD -32V
4	VFD-
5	VFD+
6	P_ON
7	SGND
8	SGND
9	D12V
10	D12V
11	SGND
12	SGND
13	ST5.4V
14	ST5.4V
15	ST5.4V
16	SGND

## ⑤ CN1302

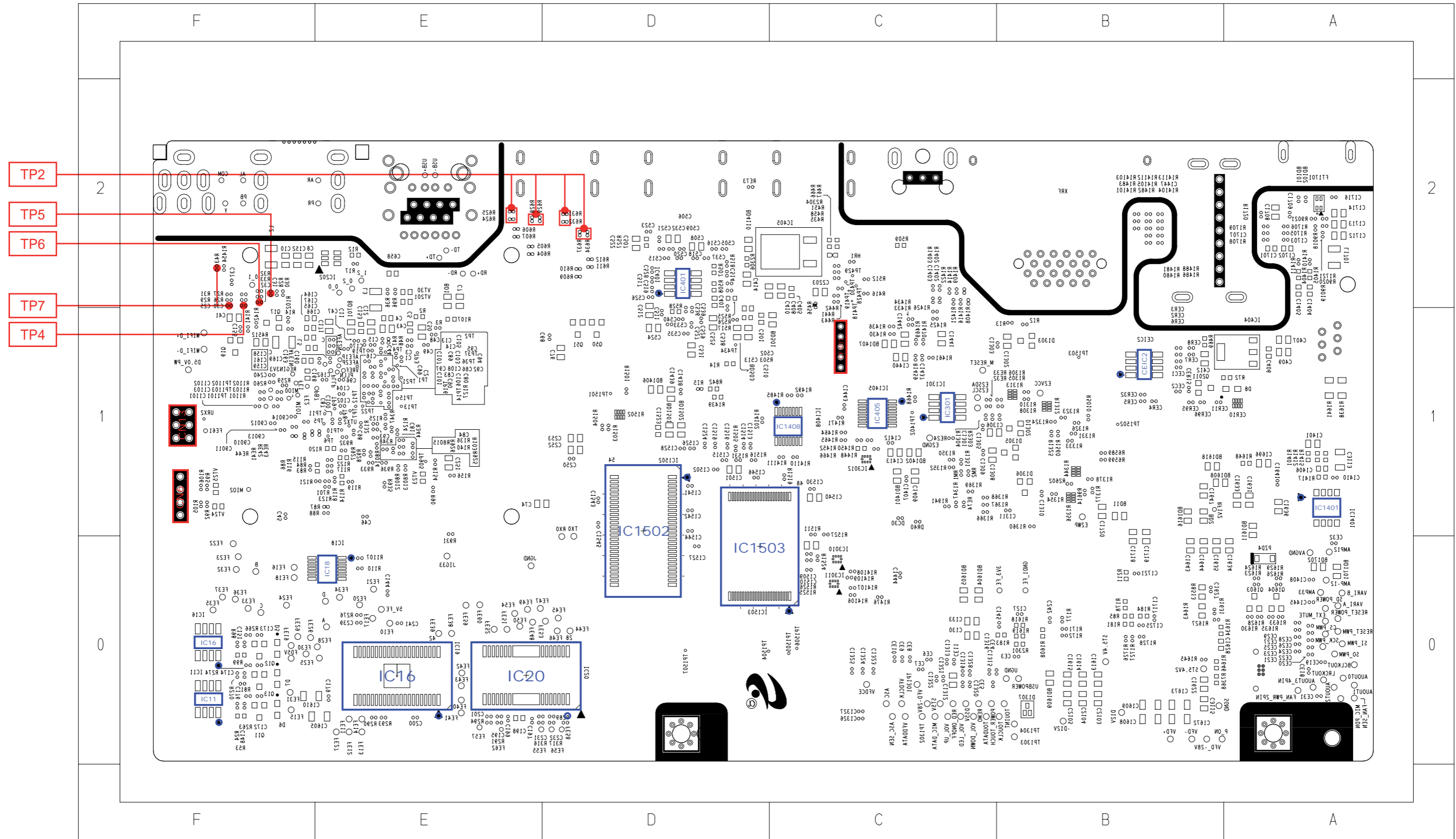
Audio Data / PWM IC Interface Connector

Pin No.	Signal
1	MIC PDN
2	FAN PWR
3	FAN SEN
4	AUOUT3
5	AUOUT2
6	AUOUT1
7	AUOUT0
8	LRCKOUT
9	BCLKOUT
10	GND
11	SO PWM
12	SCK PWM
13	CS PWM
14	SI PWM
15	RESET PWM
16	EXT MUTE
17	RESET POWER
18	SD POWER
19	VARI A
20	VARI B
21	GND
22	AMP3.3V
23	GND
24	AMP -12V
25	GND
26	GND
27	AMP 12V
28	GND

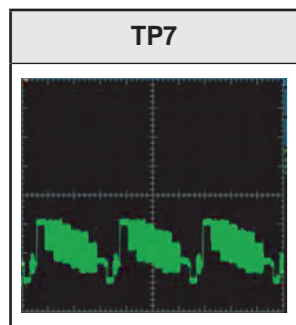
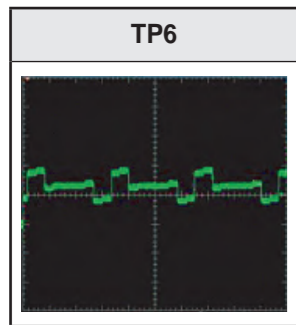
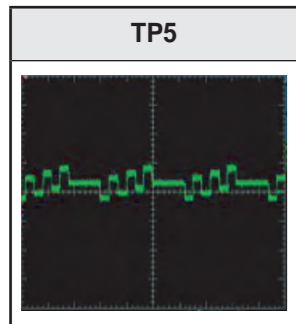
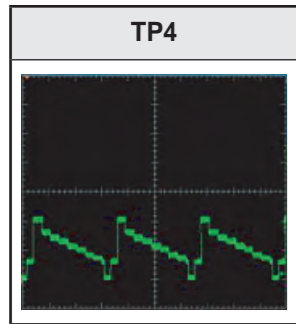
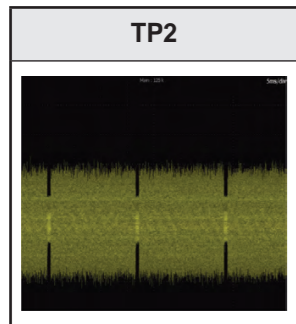
### 6-6-2 Test Point Wave Form



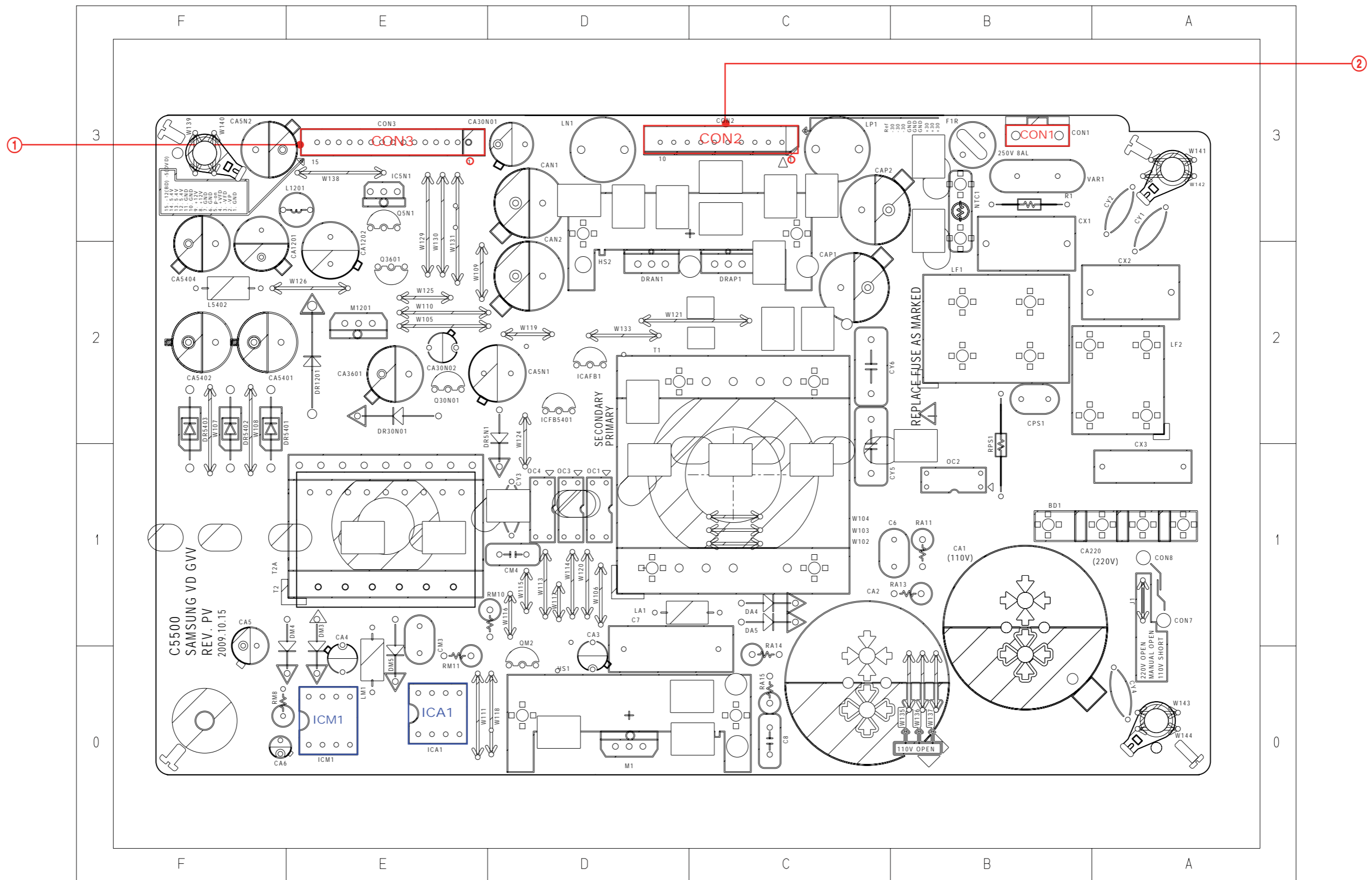
# 6-7 MAIN PCB Bottom



### 6-7-1 Test Point Wave Form



### 6-8 SMPS PCB Top



**6-8-1 Pin Connection**

## ① CON3

MAIN Power Connector

Pin No.	Signal
1	VARIABLE PWR C
2	PVDD -30V
3	PVDD -30V
4	PVDD -30V
5	SGND
6	SGND
7	SGND
8	PVDD +30V
9	PVDD +30V
10	PVDD +30V

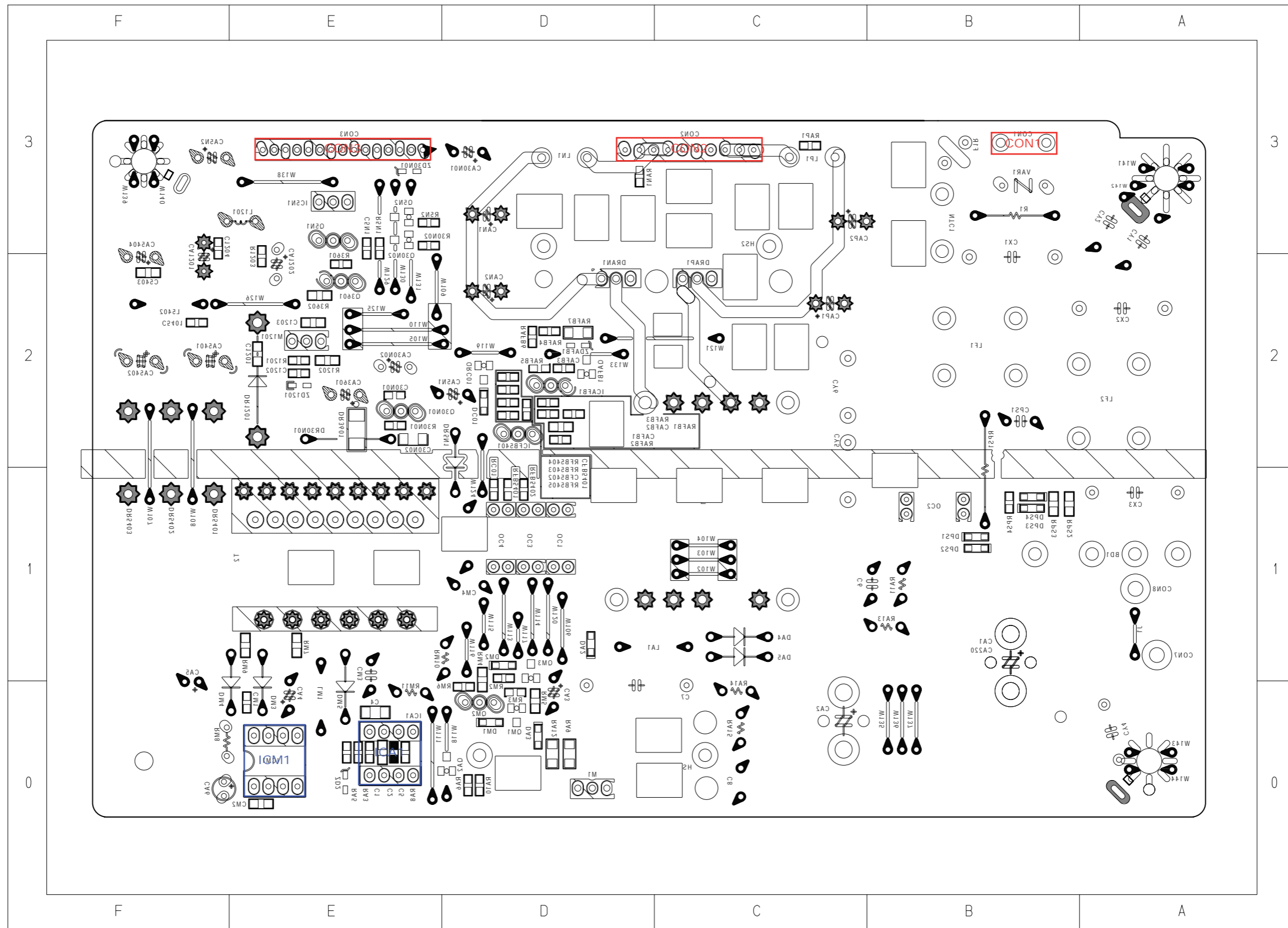
## ② CON2

AMP Power Connector

Pin No.	Signal
1	SGND
2	ST5.4V
3	ST5.4V
4	ST5.4V
5	SGND
6	SGND
7	D12V
8	D12V
9	SGND
10	SGND
11	P_ON
12	VFD+
13	VFD-
14	VFD -32V
15	SGND
16	SGND

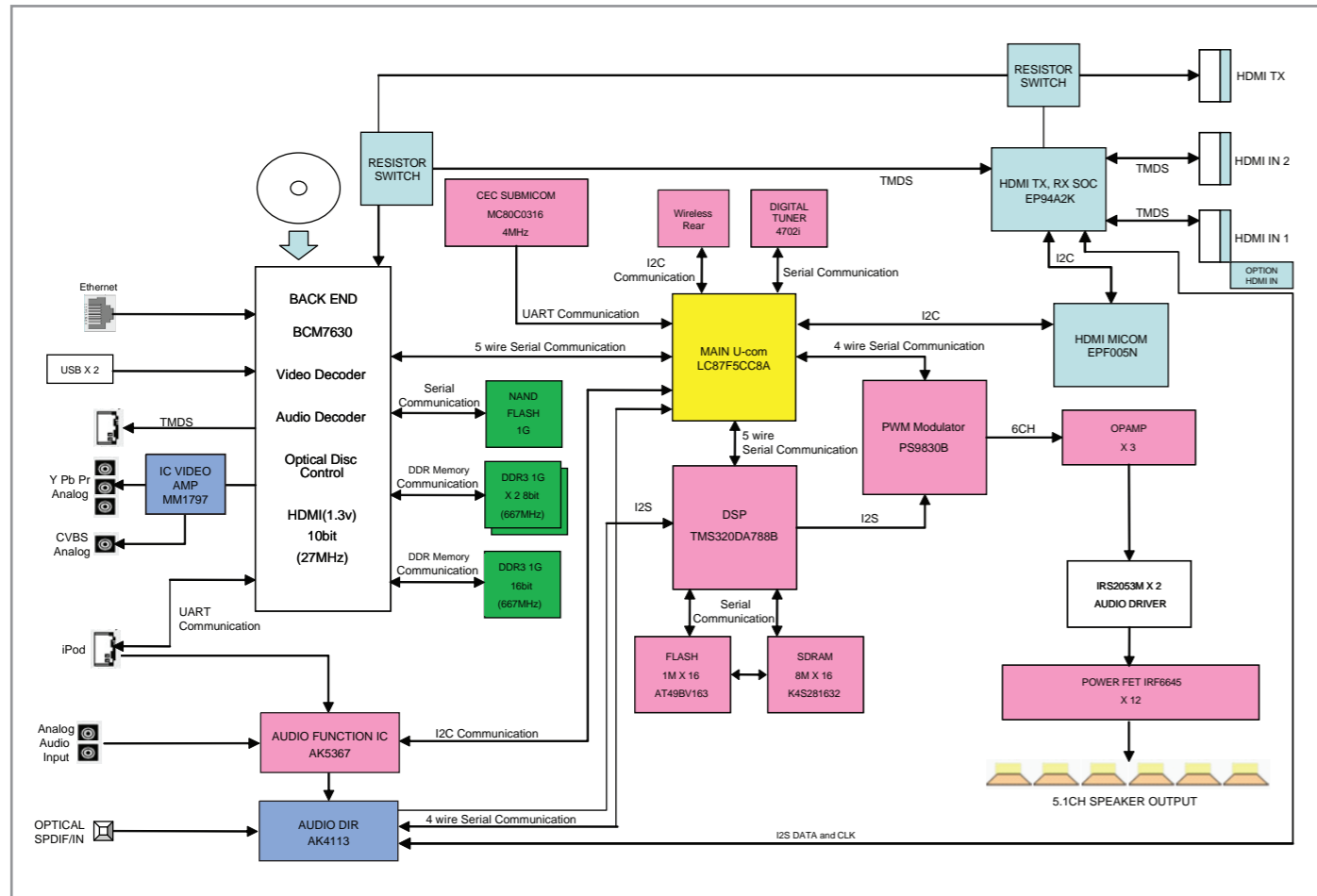


### 6-9 SMPS PCB Bottom



## 7. Schematic Diagram

### 7-1 Overall Block Diagram



■ From DISC, RF signal is transmitted to BACKEND BCM7630. The decoder BCM7630 decodes the RF signal to VIDEO and AUDIO DATA.

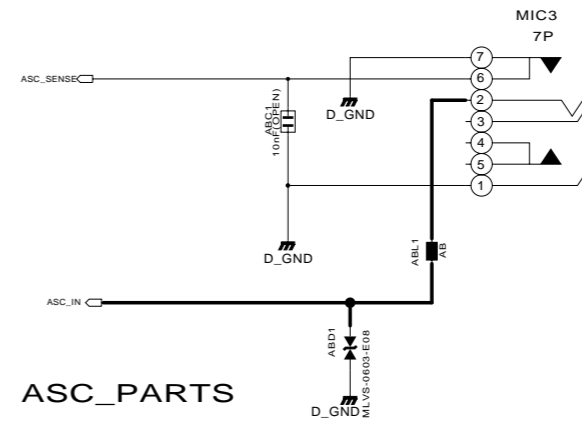
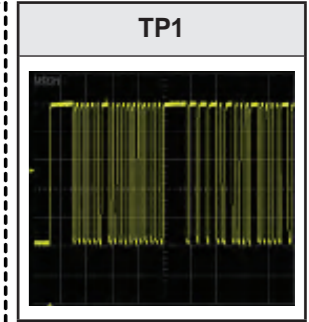
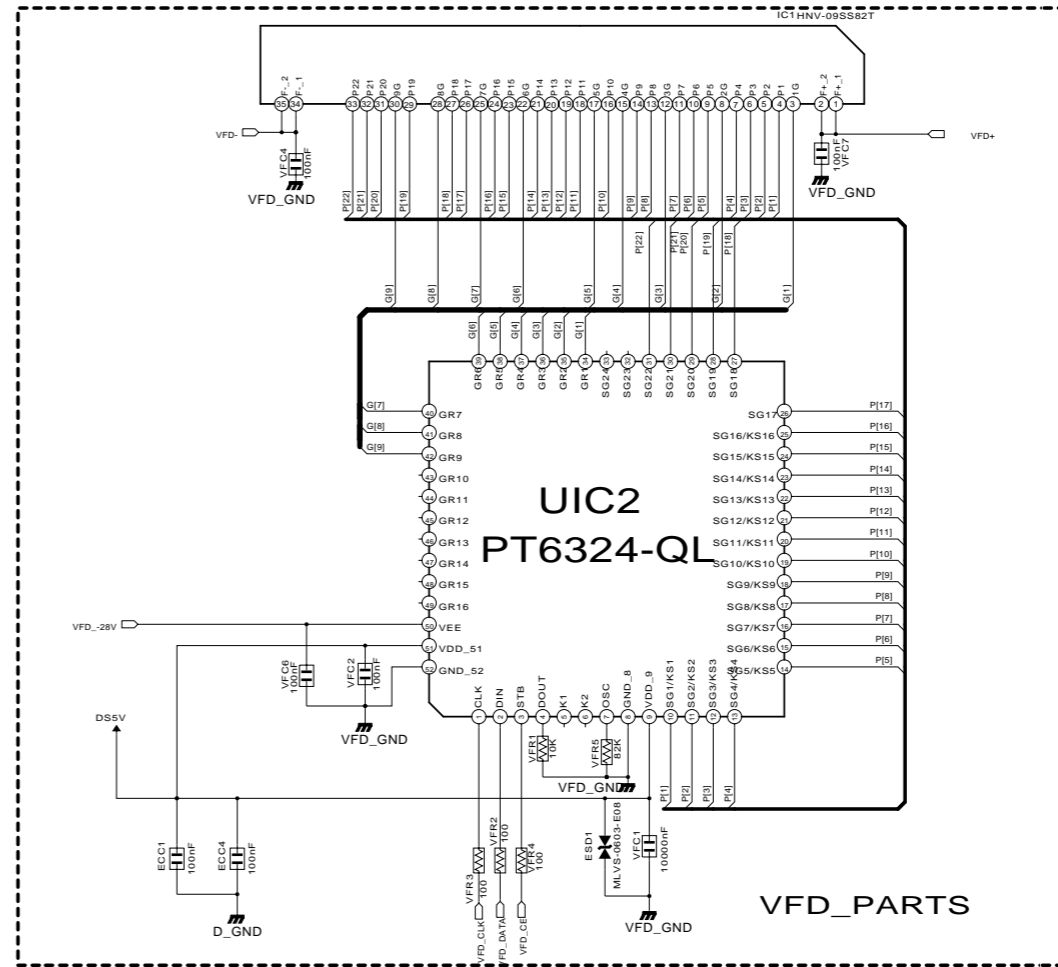
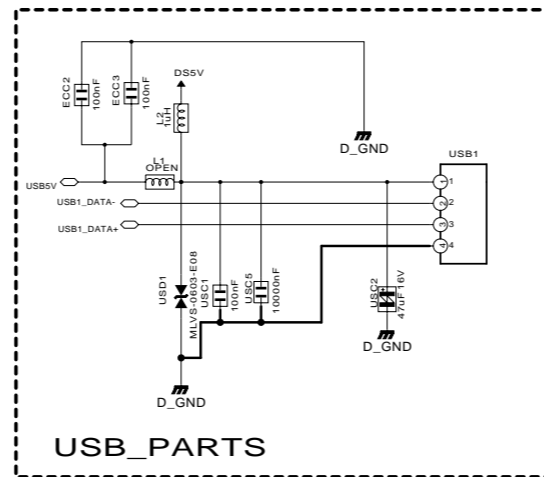
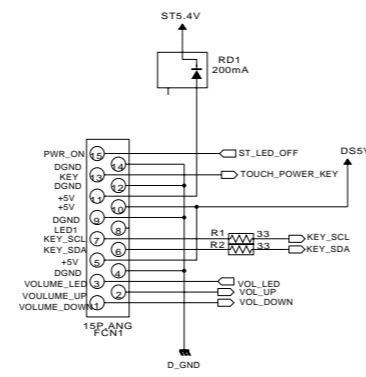
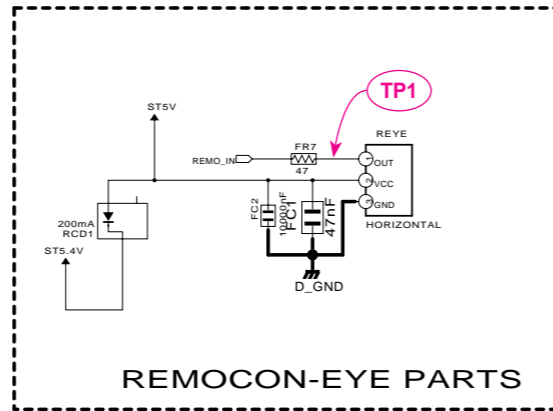
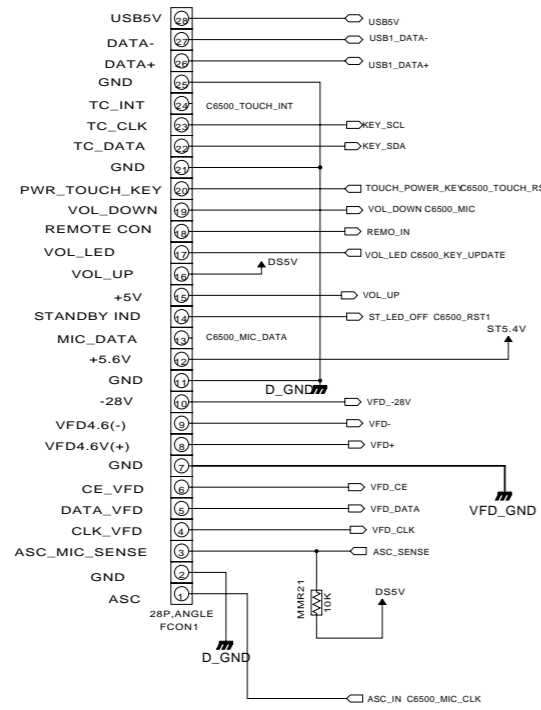
Analog video signal goes through VIDEO AMP MM1797 and is outputted to COMPONENT(Y,Pb,Pr) and CVBS.

About Digital Video signal, HDMI goes through HDMI TX jack. In case of supporting HDMI IN, HDMI SOC EP94A2K gets TMSDS DATA from BCM7630 and HDMI IN JACK and after packing the data, it sends the data to TX Jack.

HT-C5500 supports 2 USB ports. One is for USB FILE PLAY like MP3, JPG, DivX and etc. The other is for WiFi wireless LAN.

i-Pod, i-Phone are also supported. About BCM7630 Audio OUTPUT, I2S data goes through DSP TMS320DA788 and then DSP IC decodes or bypass the data to PWM IC. External AUDIO INPUT also goes through DSP TMS320DA788 and then goes through like BCM7630 AUDIO pass. From PWM modulator PS9630B to LPF(Low Pass Filter), DIGITAL SIGNAL is changed to Analog Signal and amplified by OP-AMP and FET IR AMP.

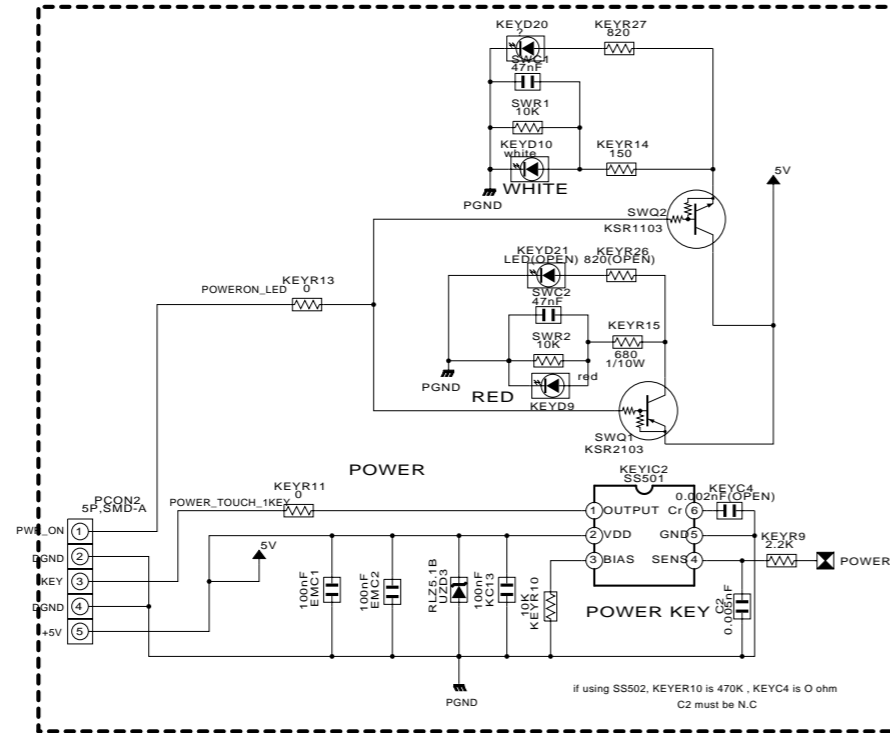
# 7-2 FRONT



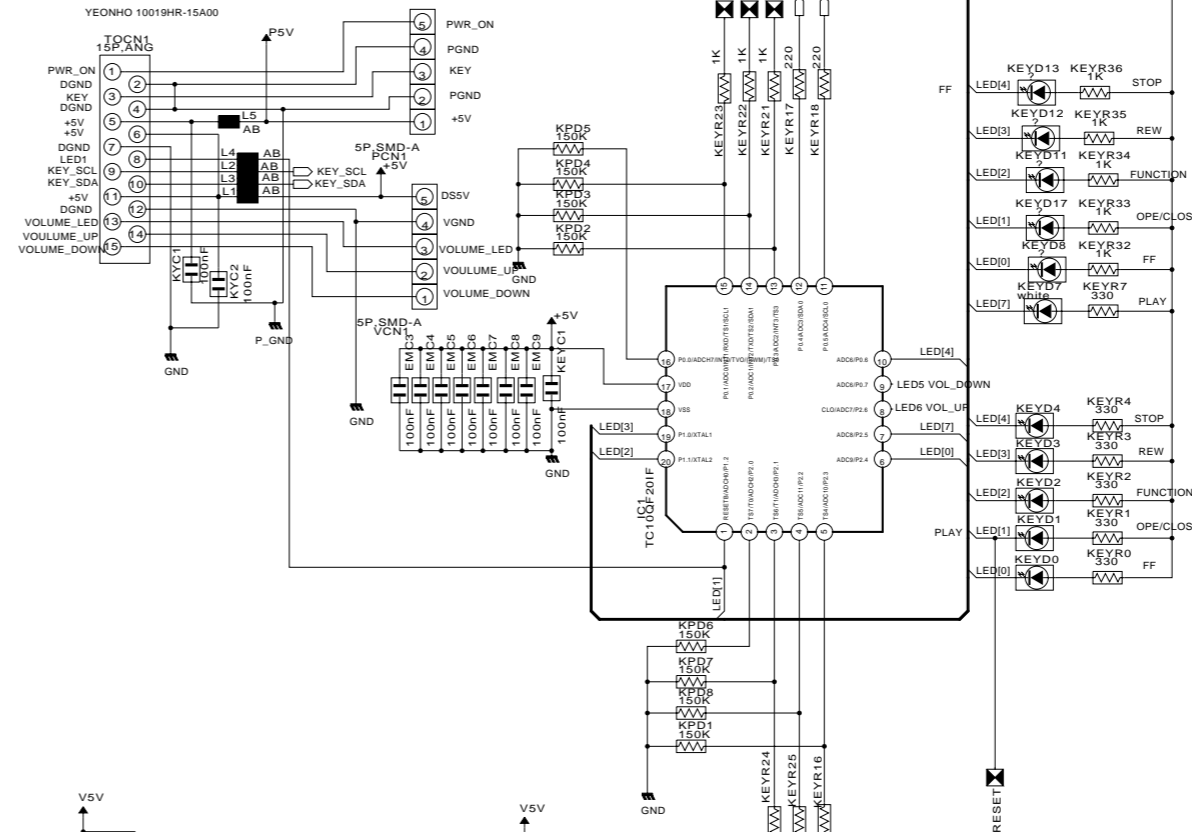
### 7-3 KEY



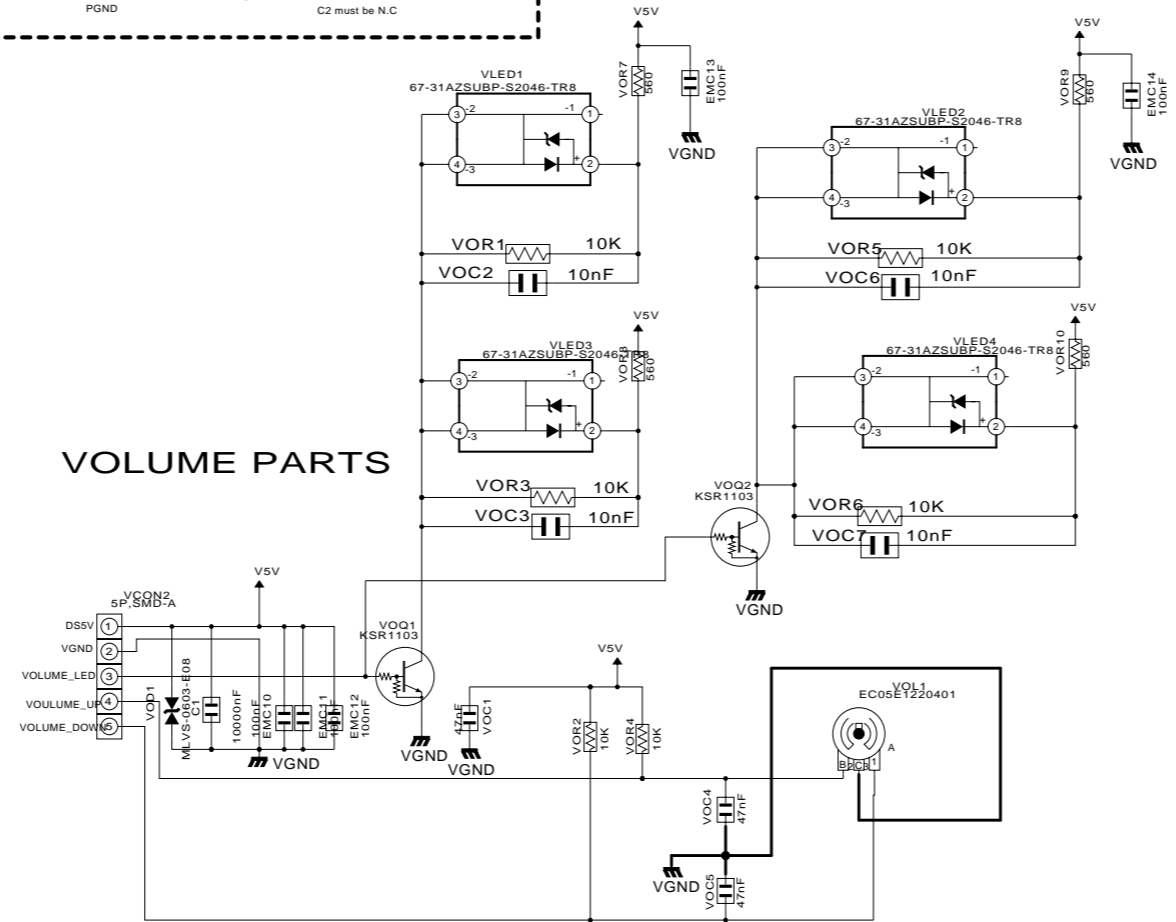
#### HT-BD3250 Touch Key



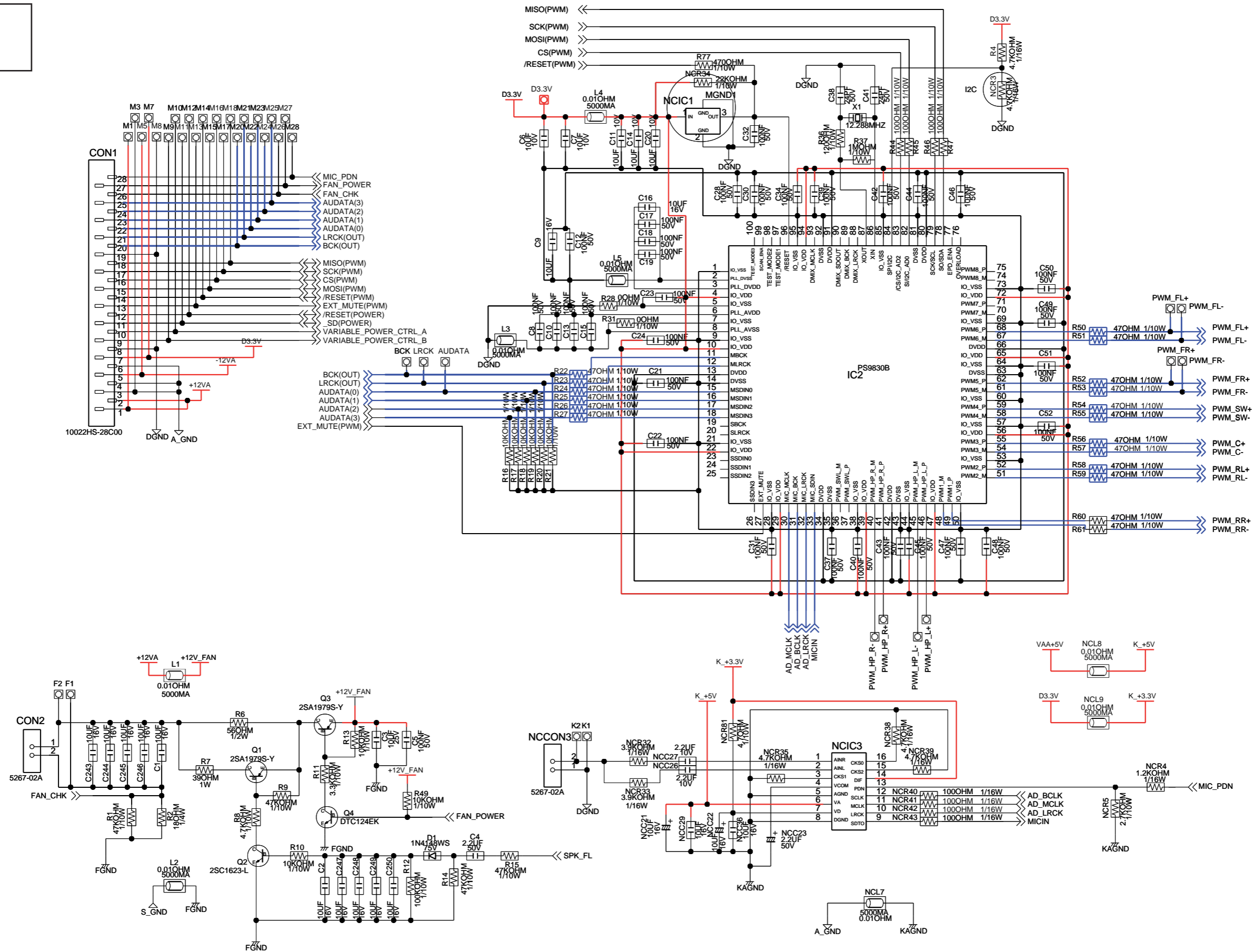
#### TOUCH\_KEY\_PARTS



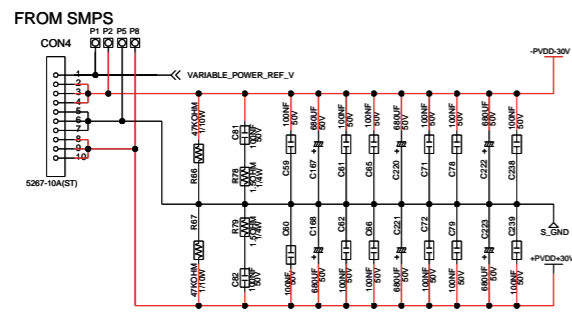
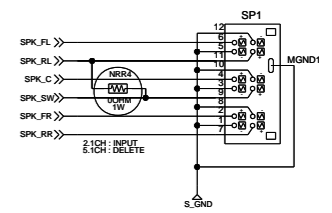
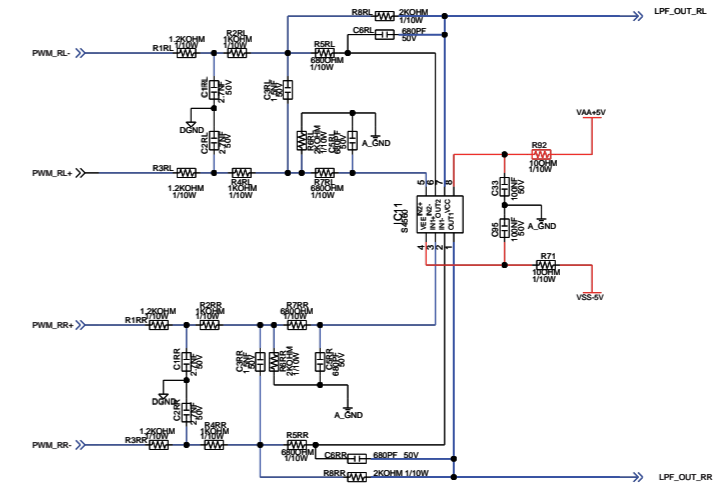
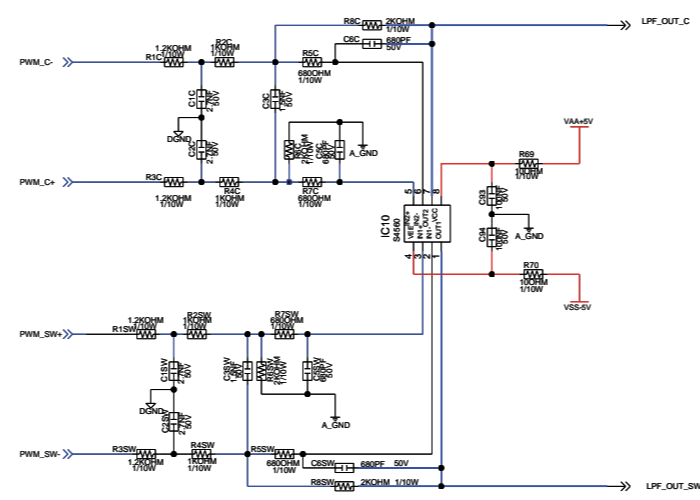
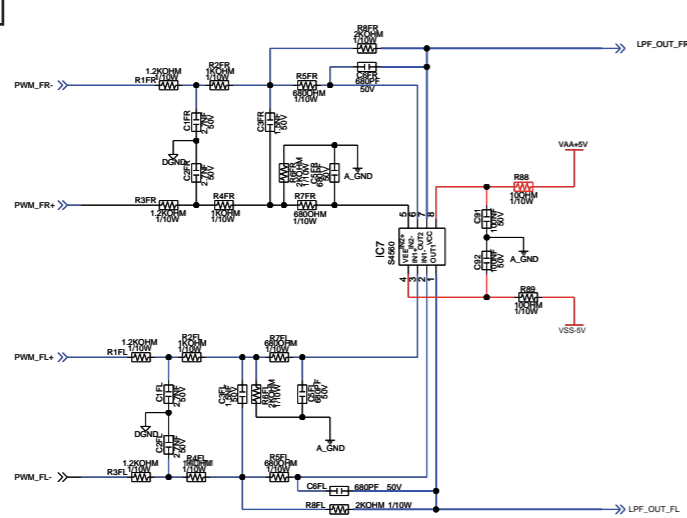
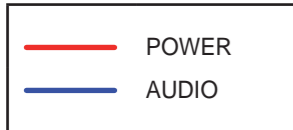
#### VOLUME PARTS



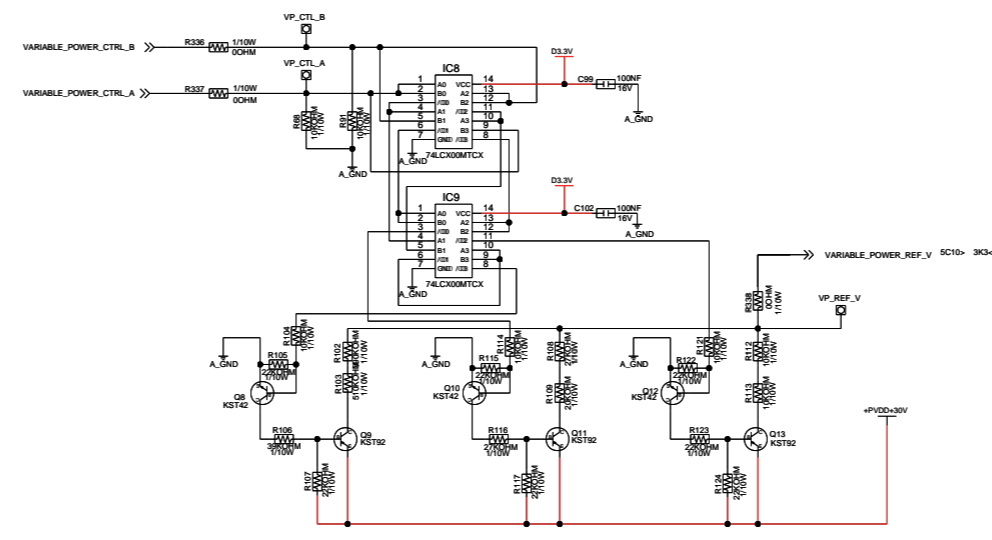
### 7-4 AMP-1



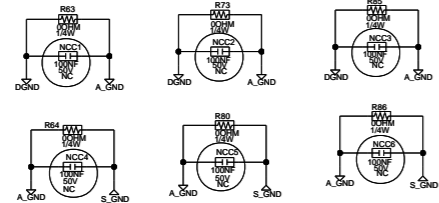
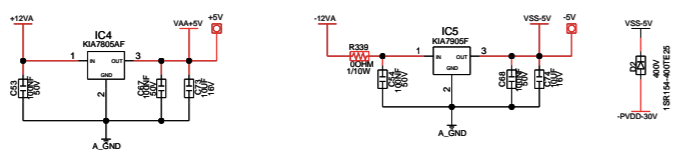
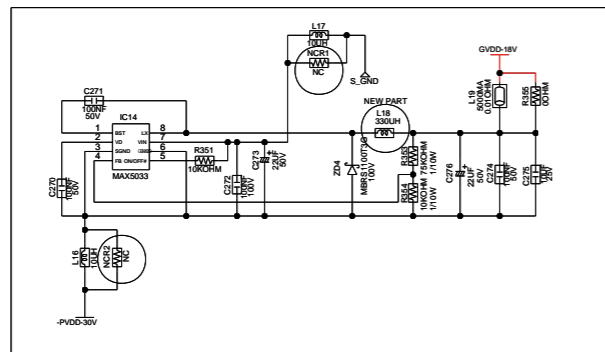
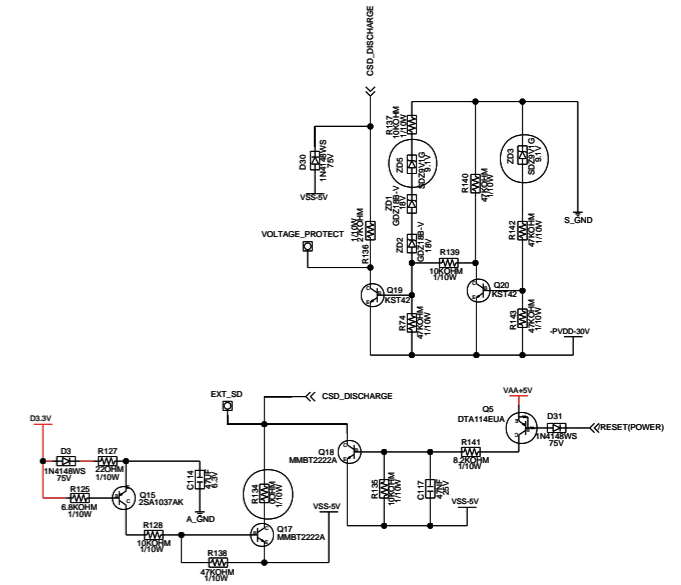
# 7-5 AMP-2



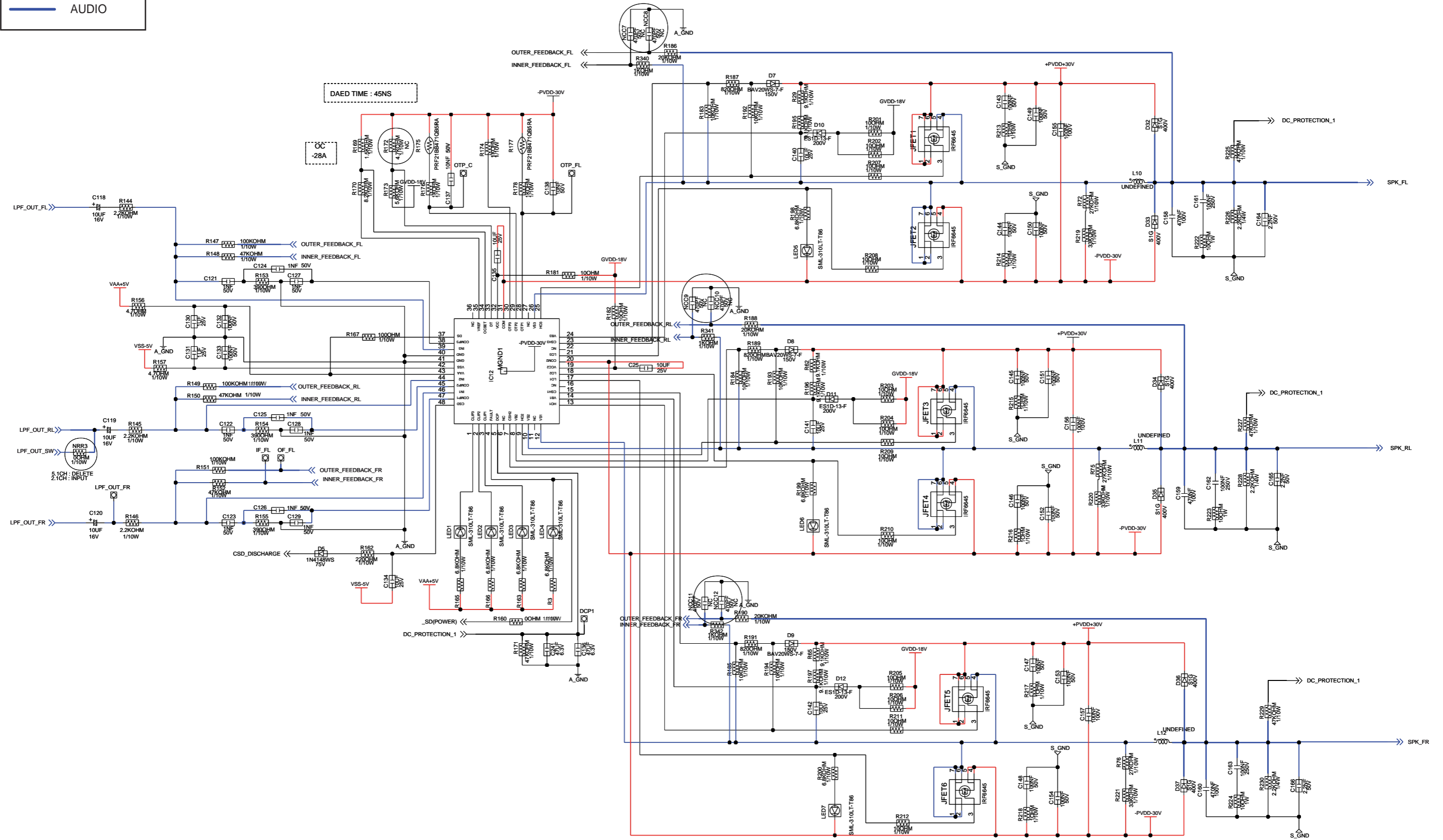
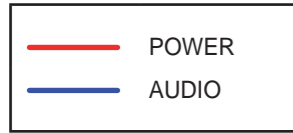
## VARIABLE POWER BLOCK



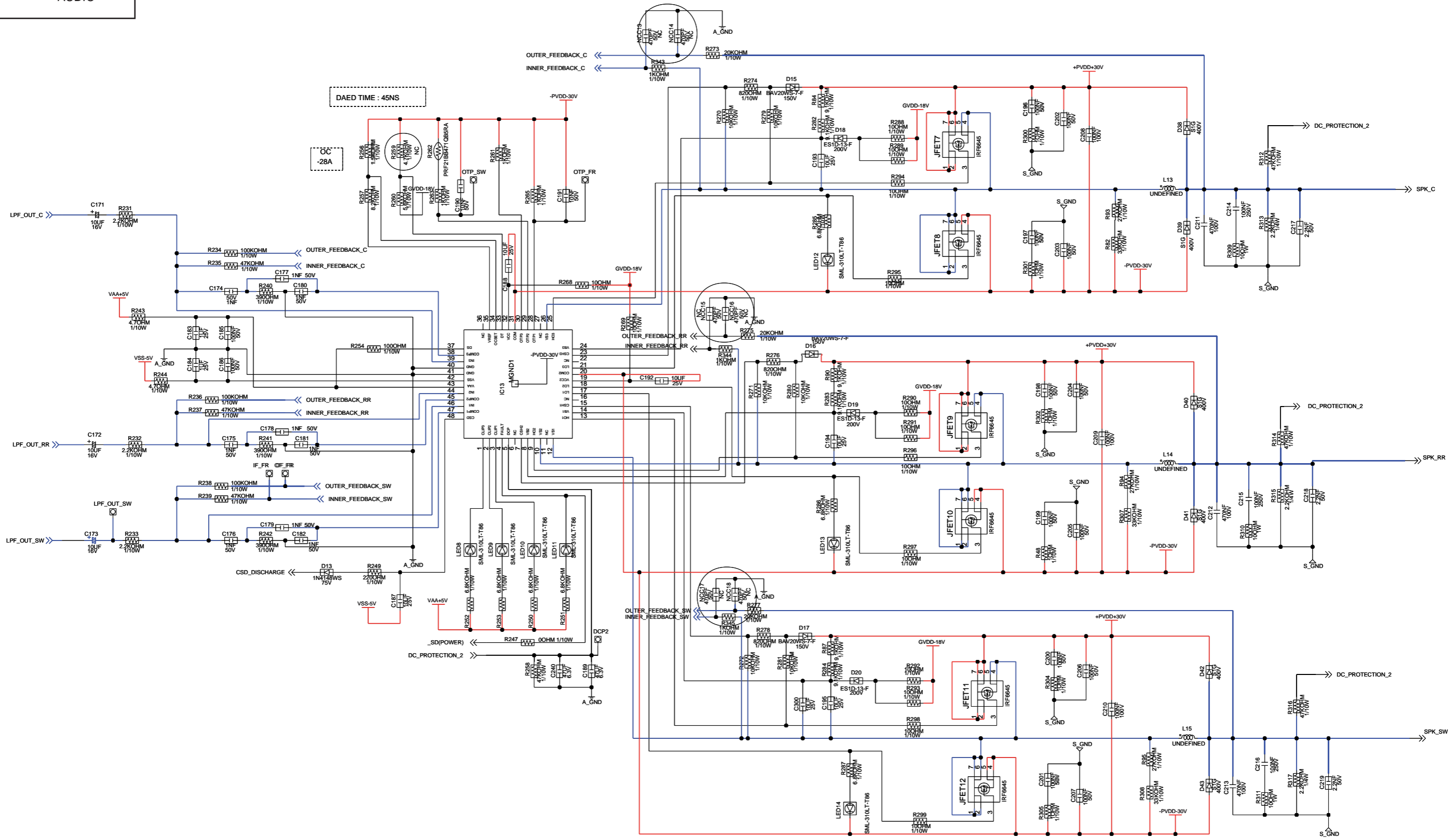
## PROTECTION CIRCUIT



### 7-6 AMP-3

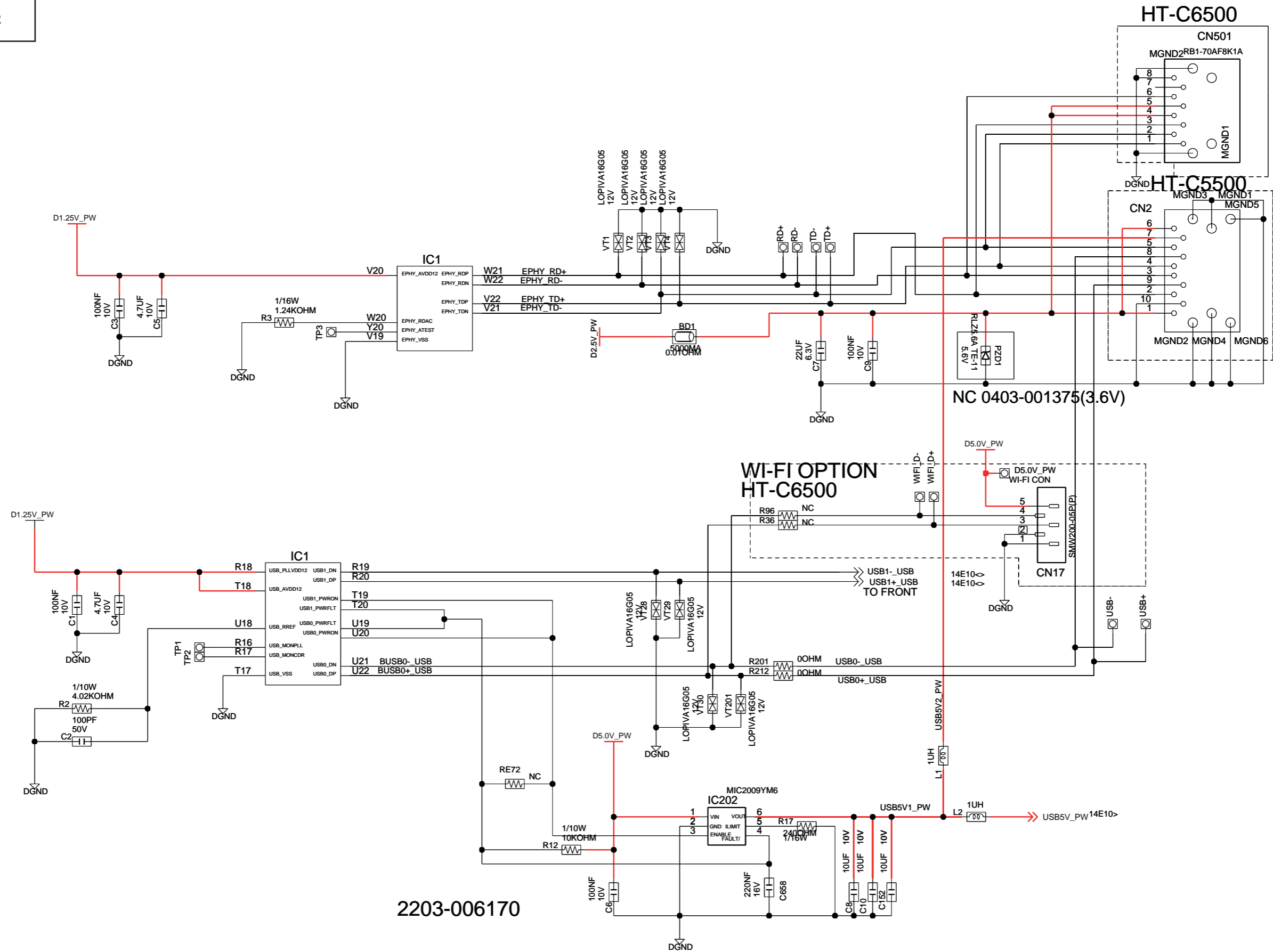


### 7-7 AMP-4



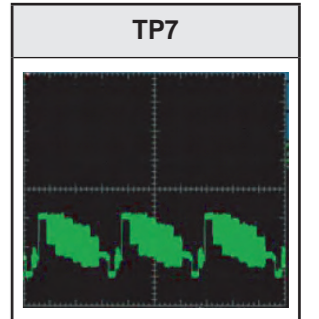
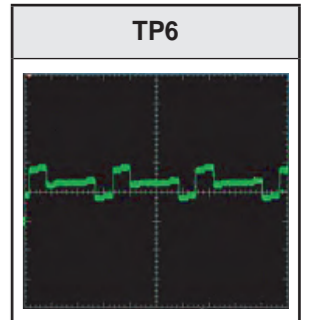
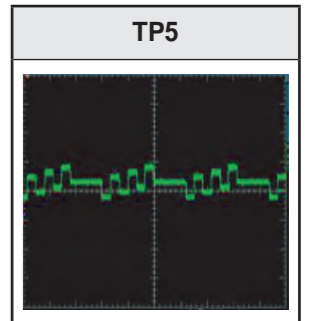
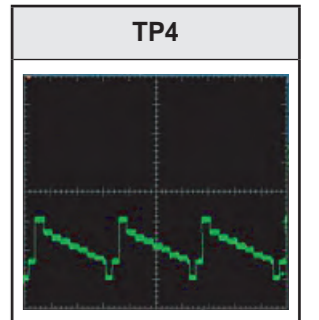
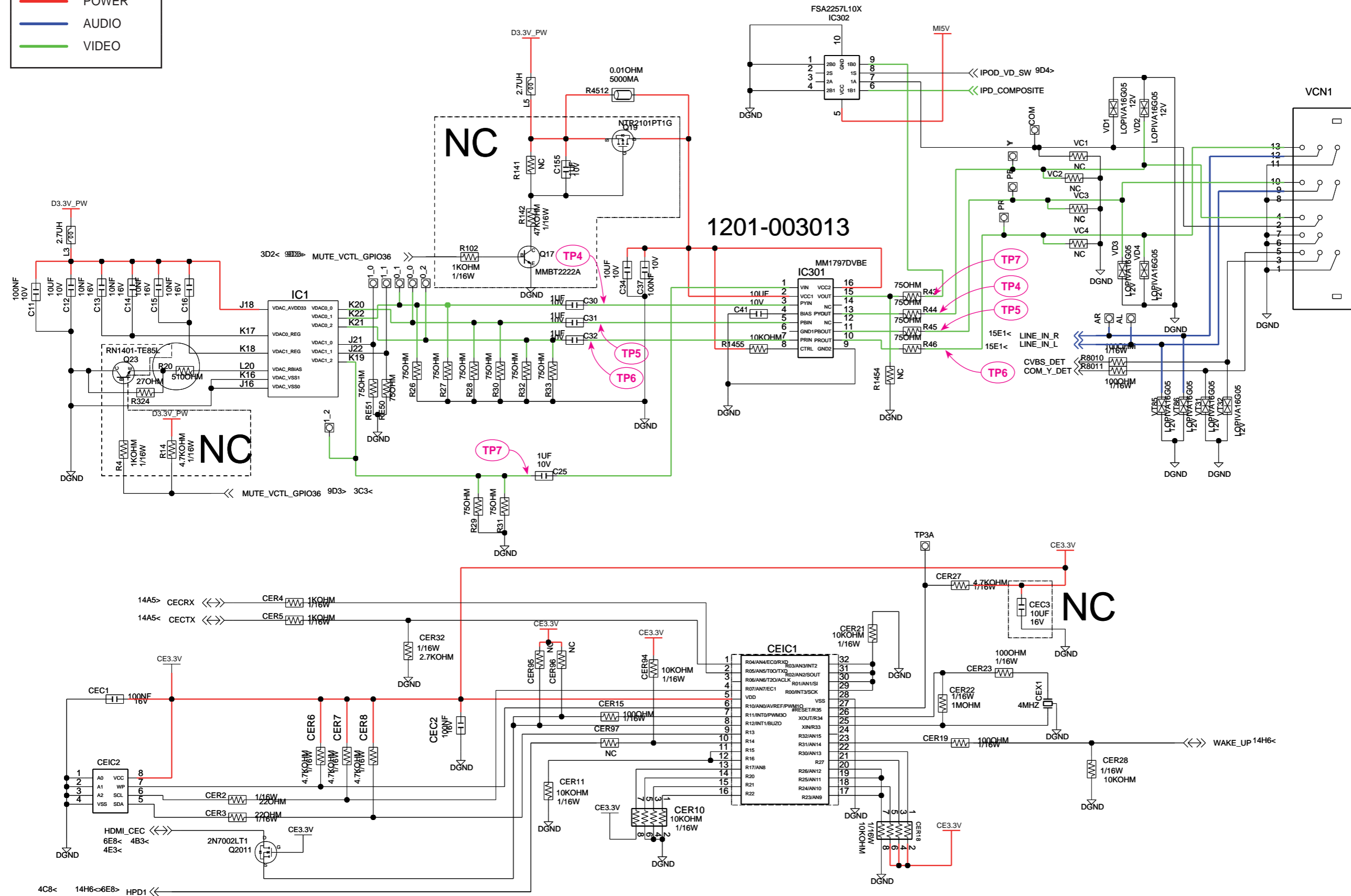
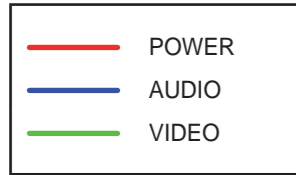


### 7-8 ETHERNET / USB / WI-FI

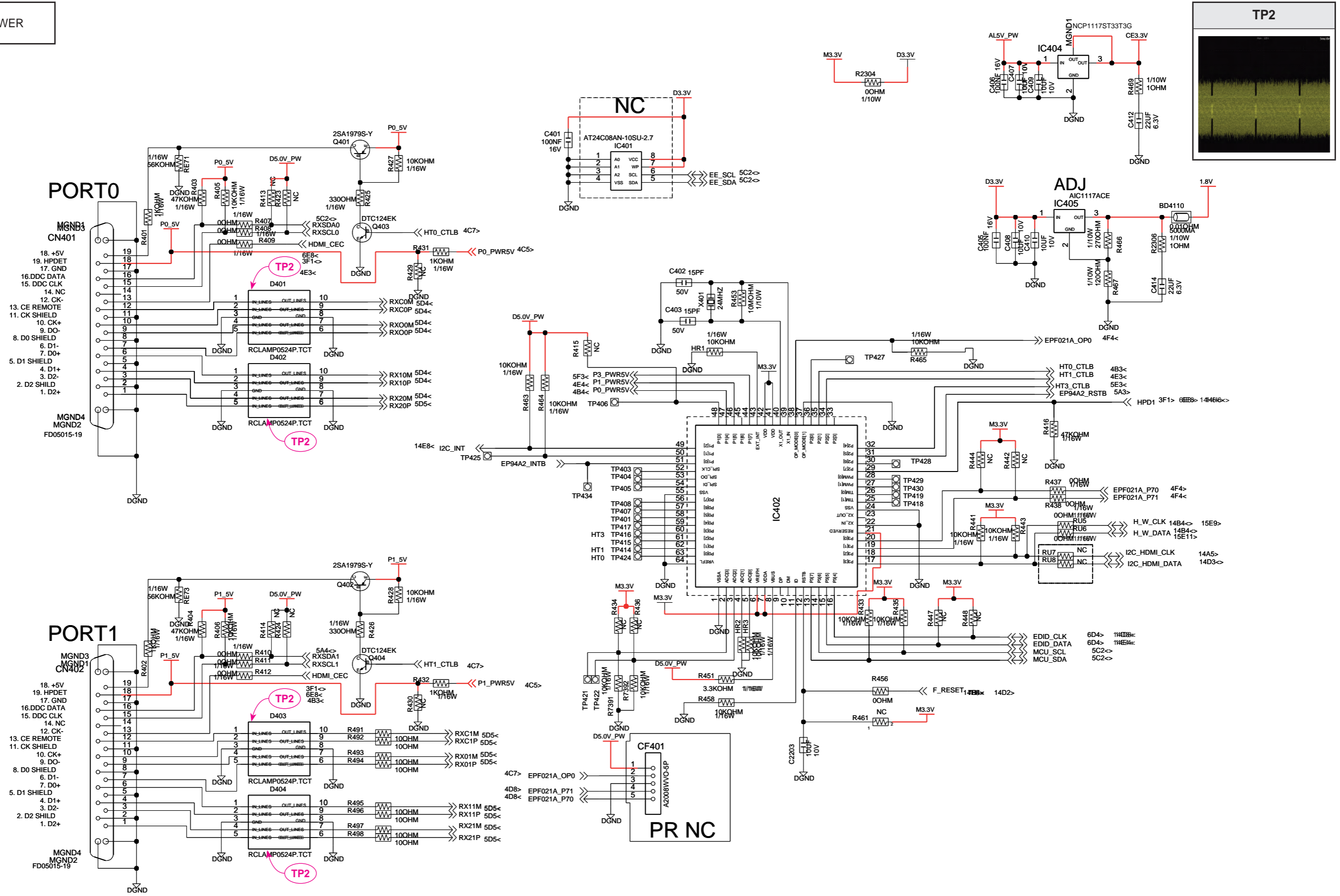


2203-006170

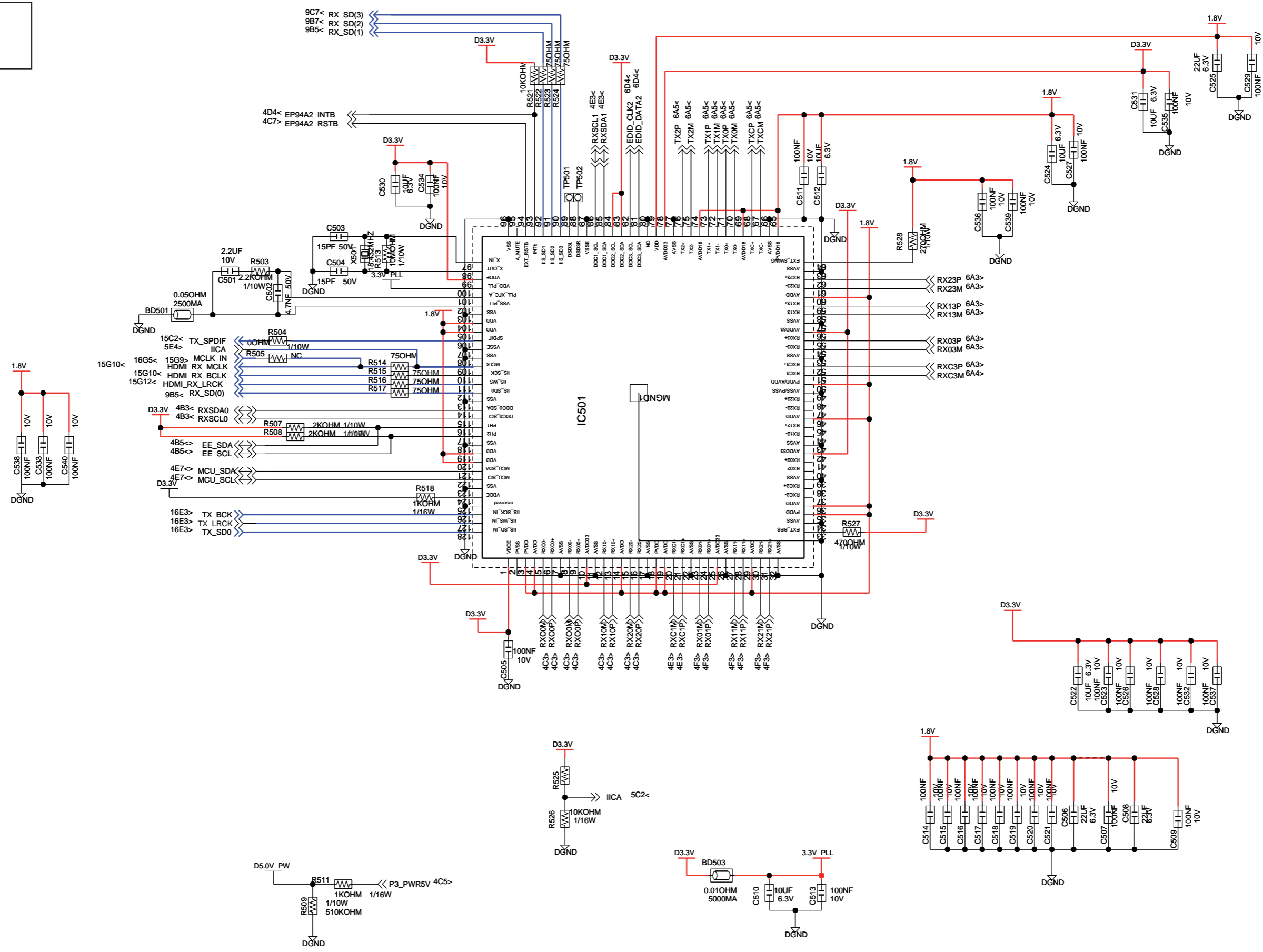
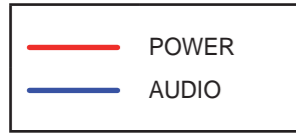
### 7-9 VIDEO / IPOD VIDEO



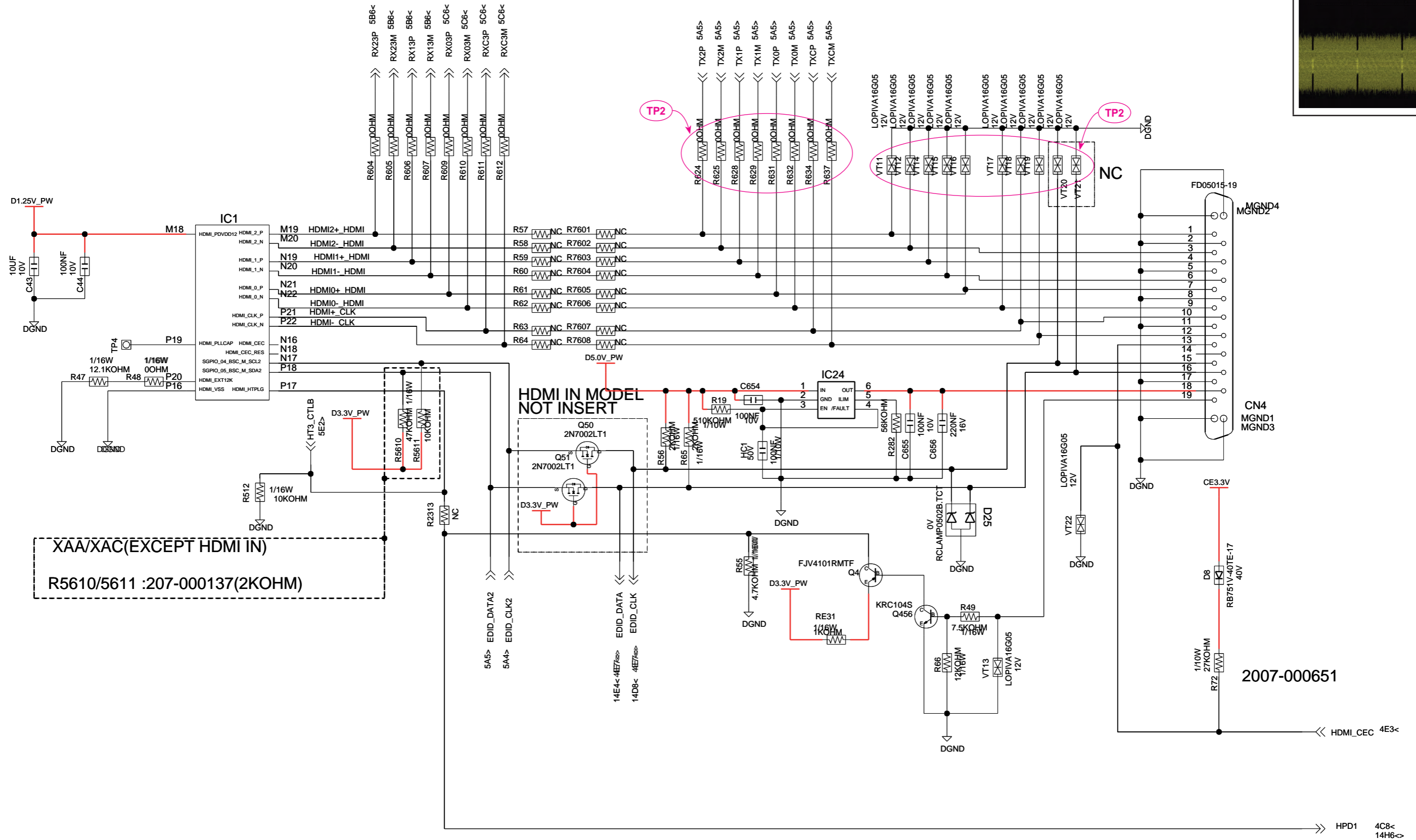

# 7-10 HDMI MICOM



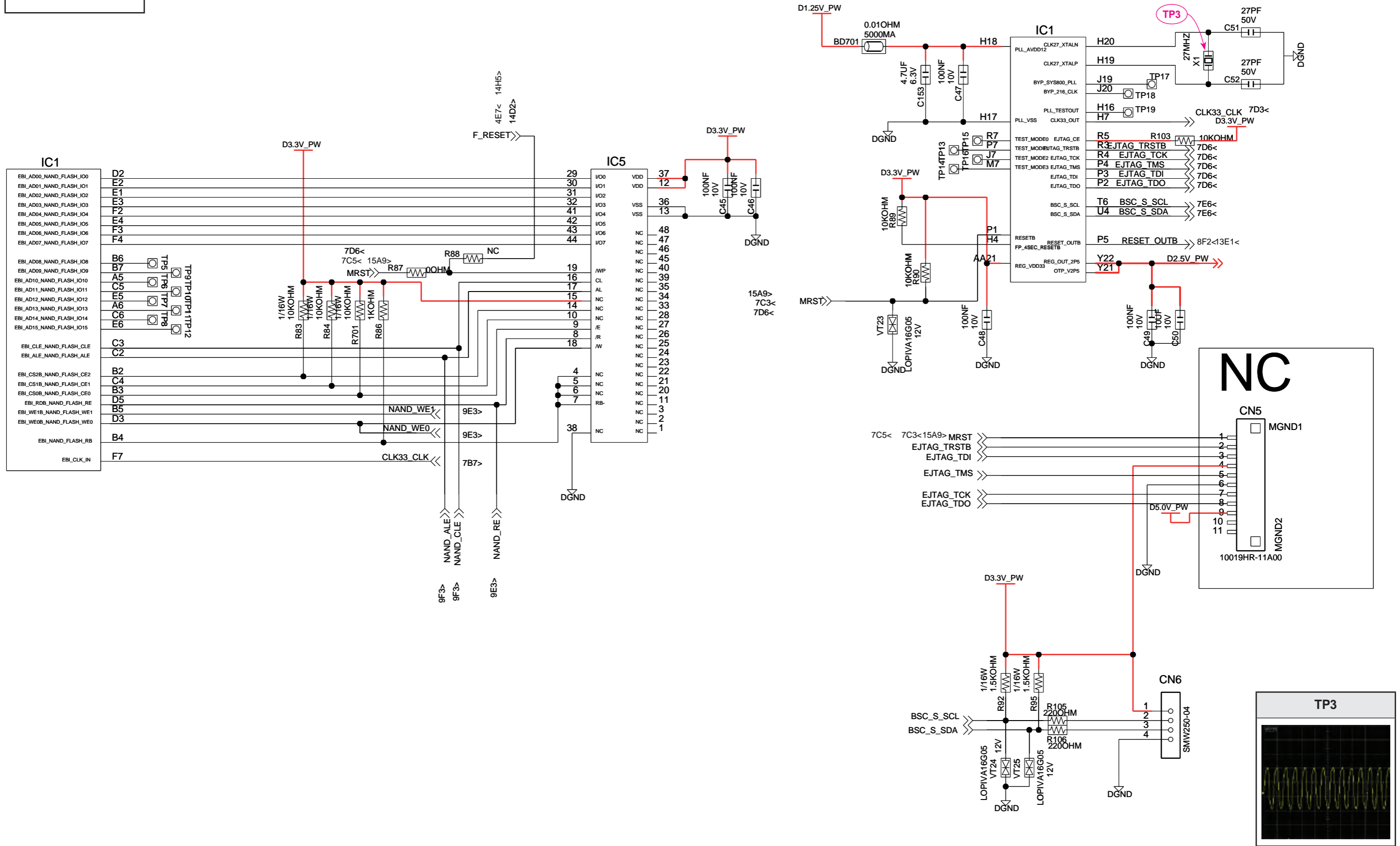
# 7-11 HDMI RX



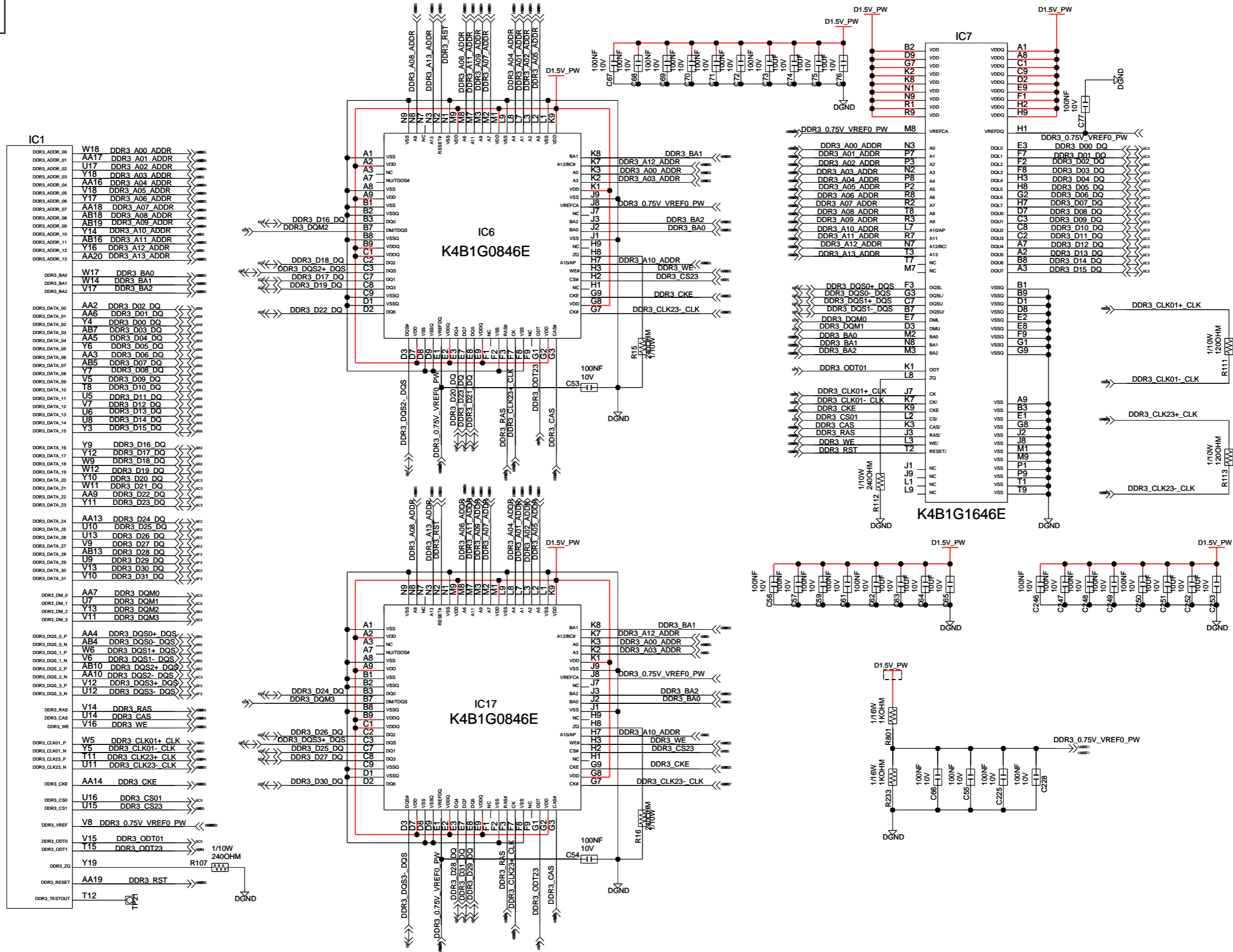
# 7-12 HDMI TX



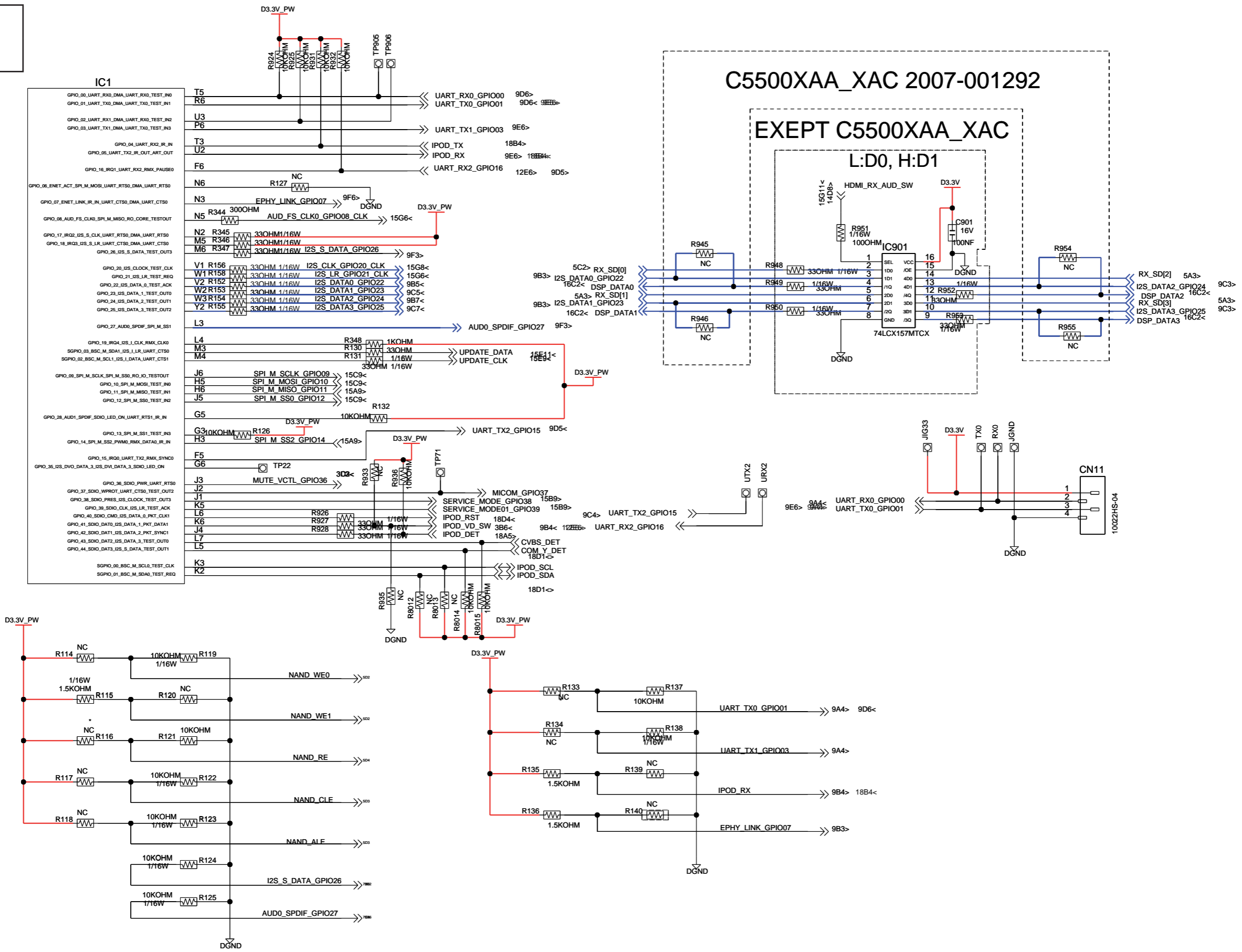
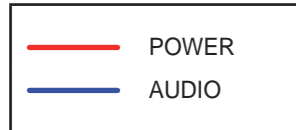
### 7-13 NAND FLASH / CLOCK / BBS / JTAG



# 7-14 DDR3-1333

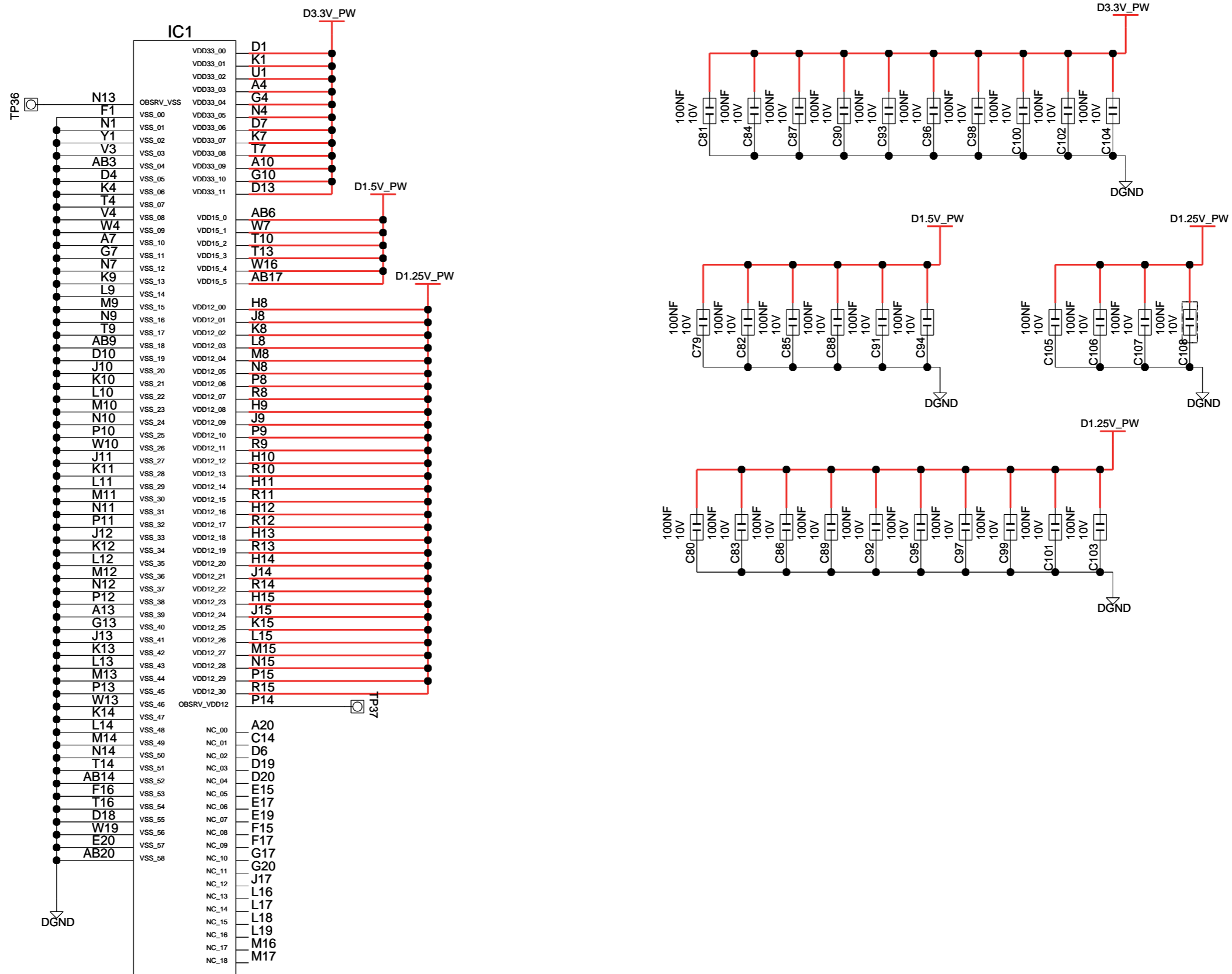


# 7-15 GPIO / BOOT STRAP / UART / RX\_SW



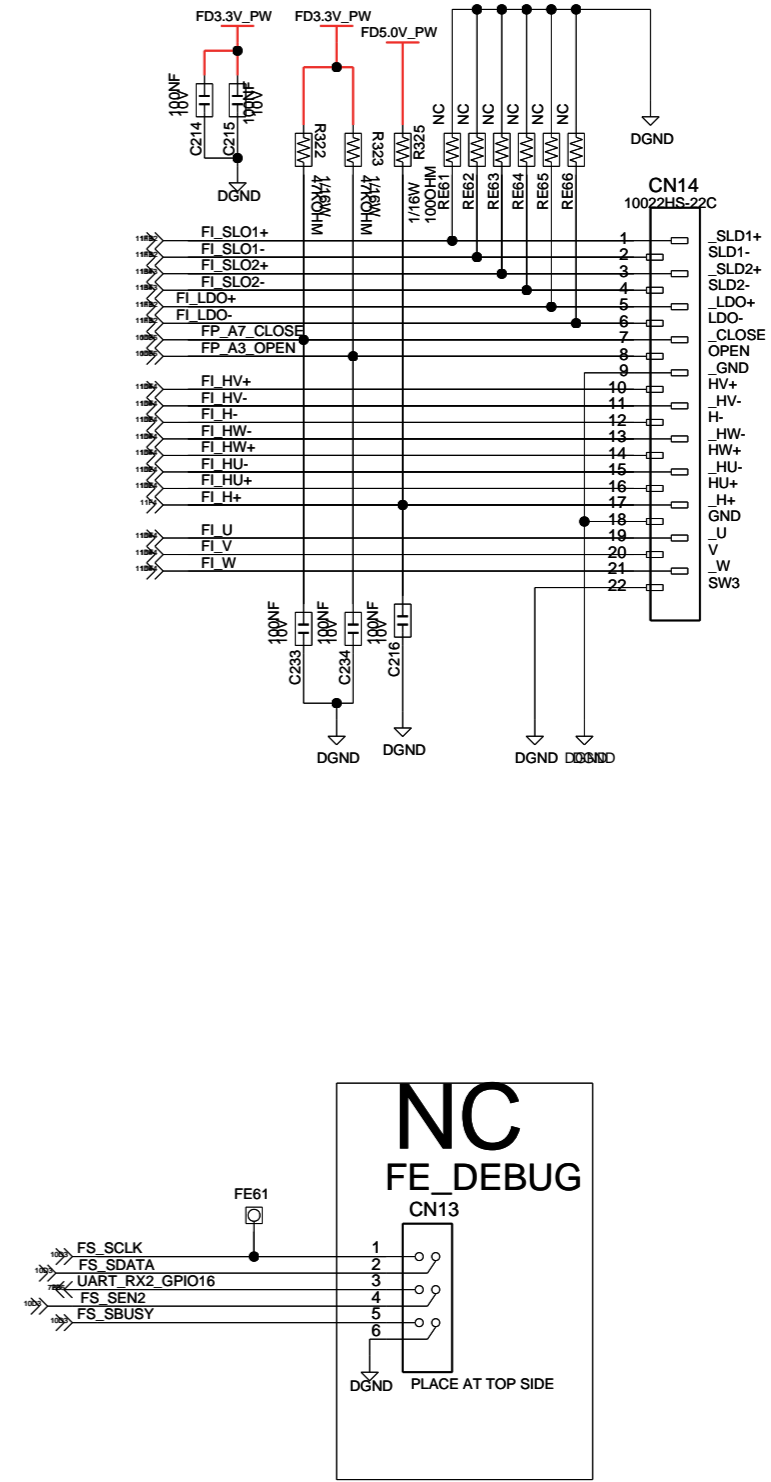
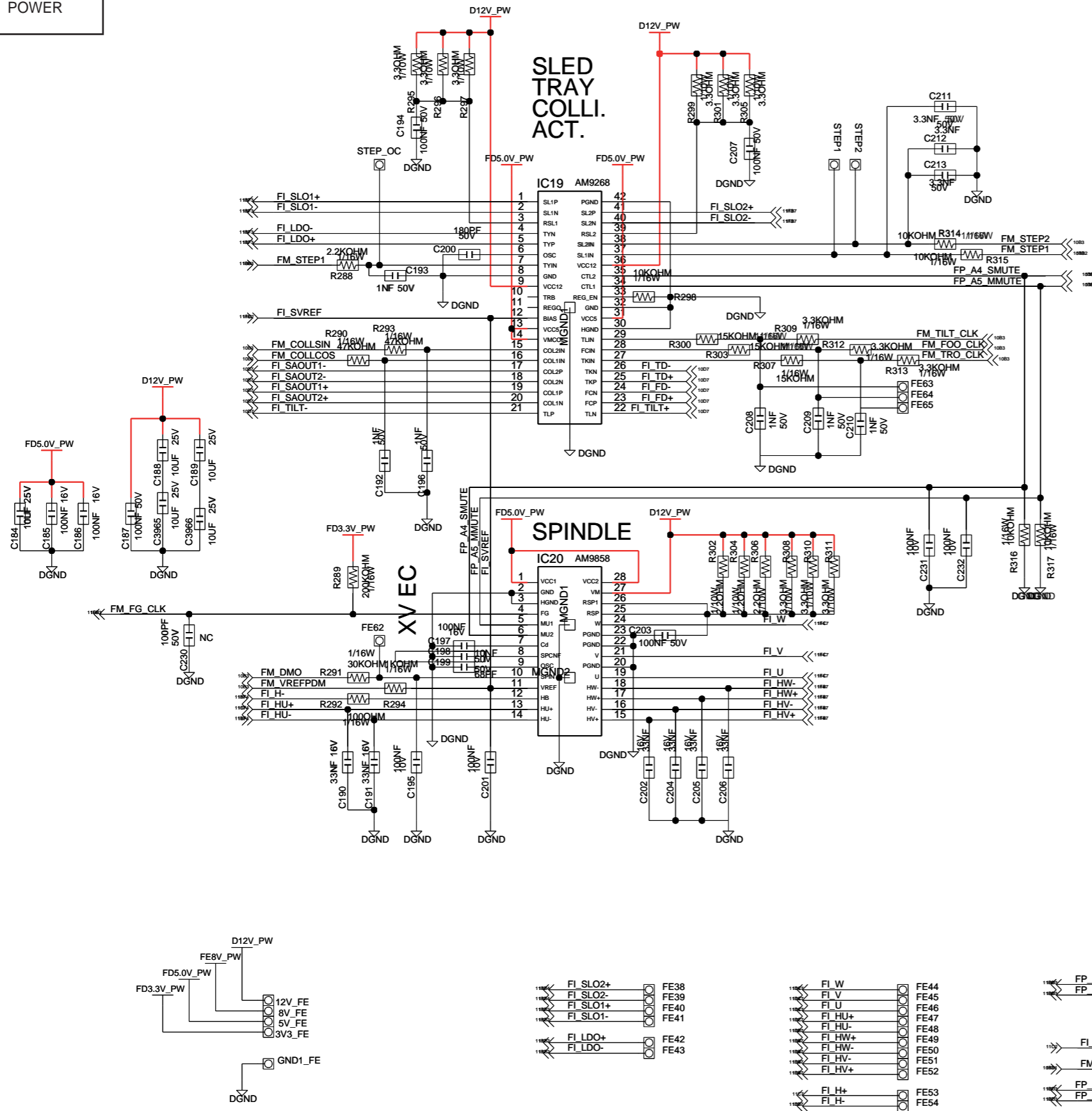


### 7-16 7630 POWER / DECOUPLING

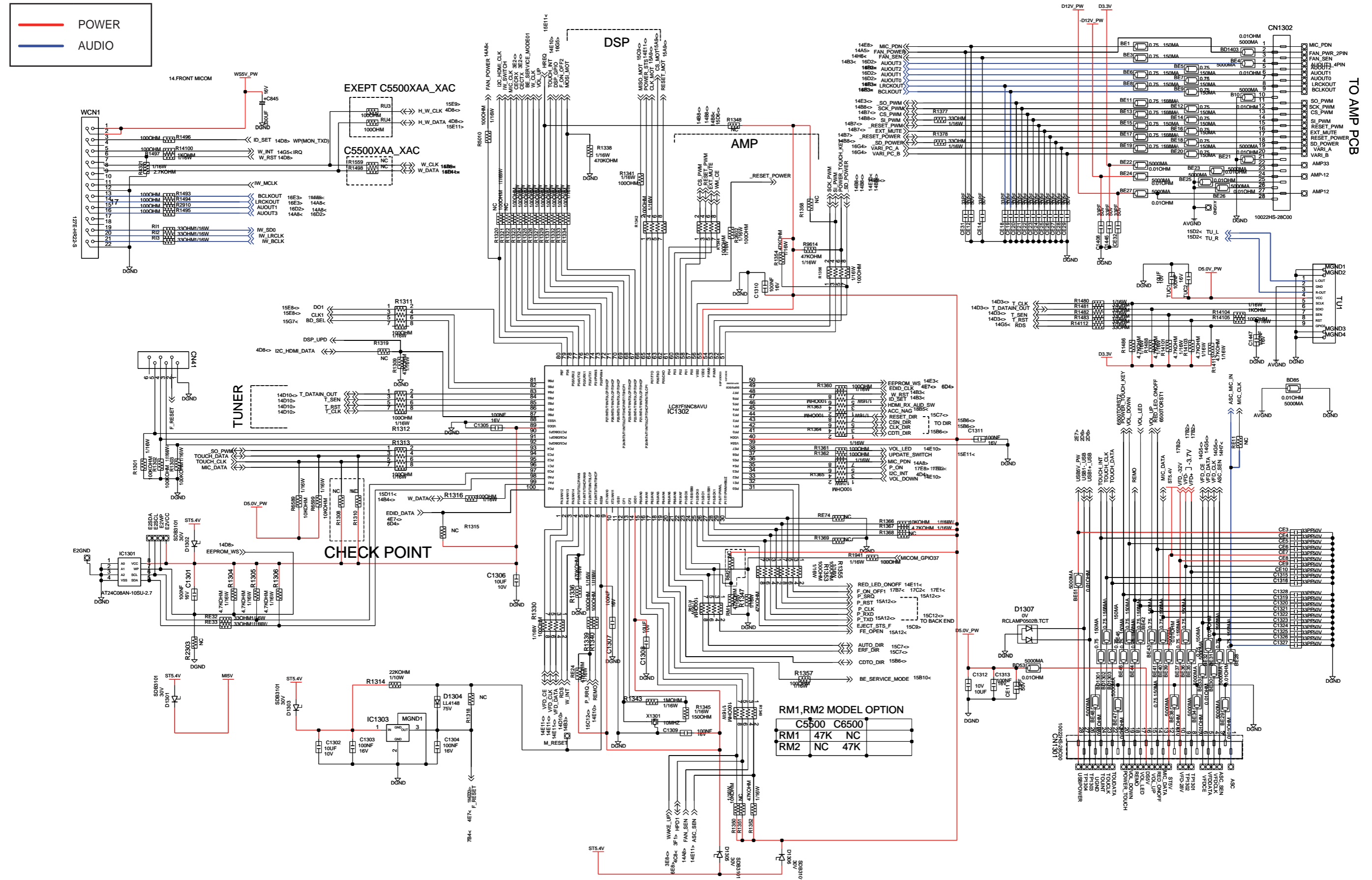





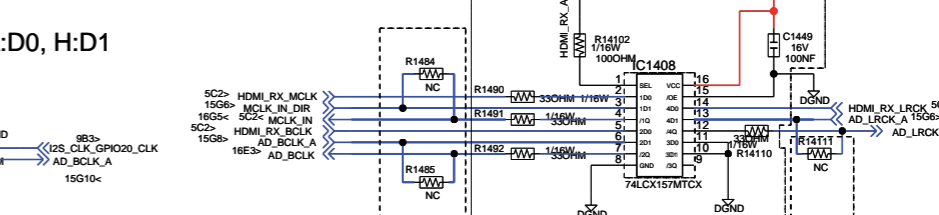
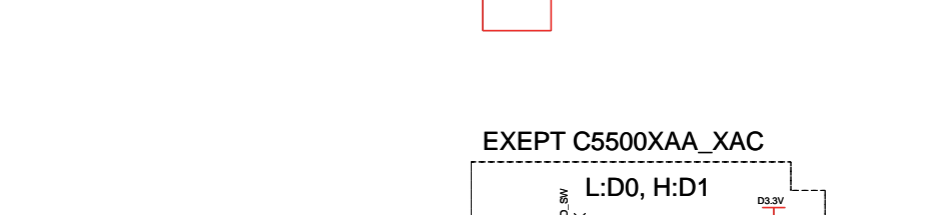
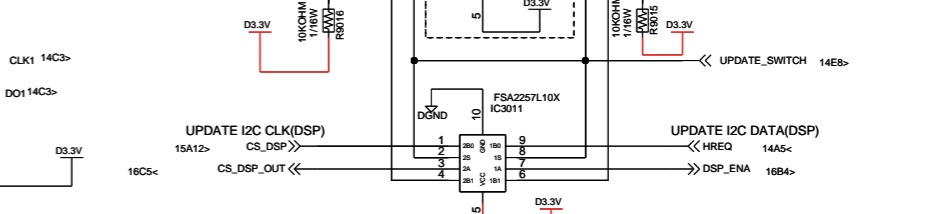
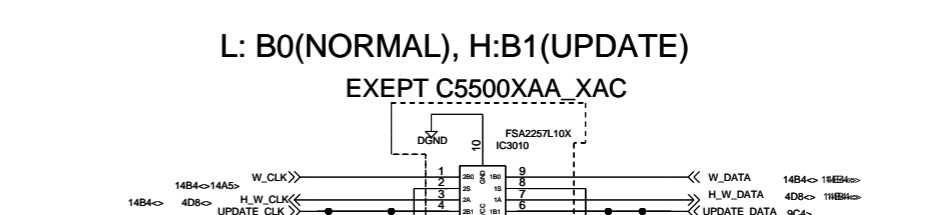
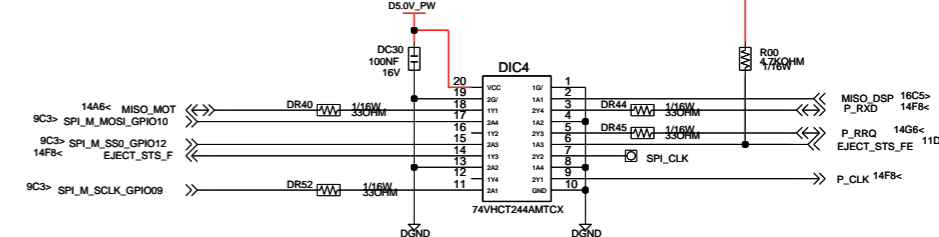
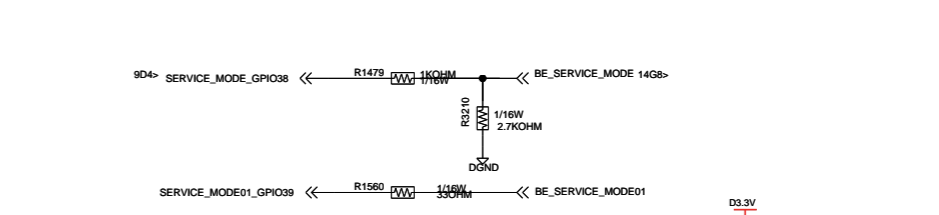
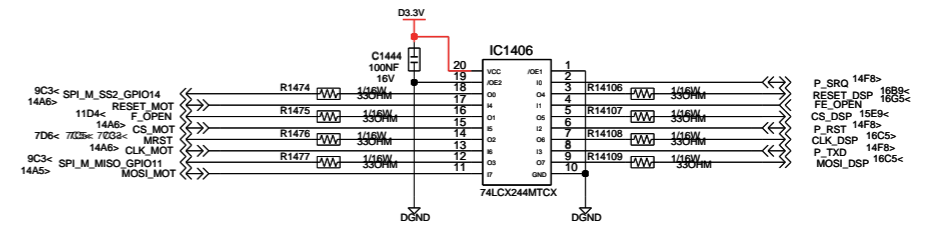
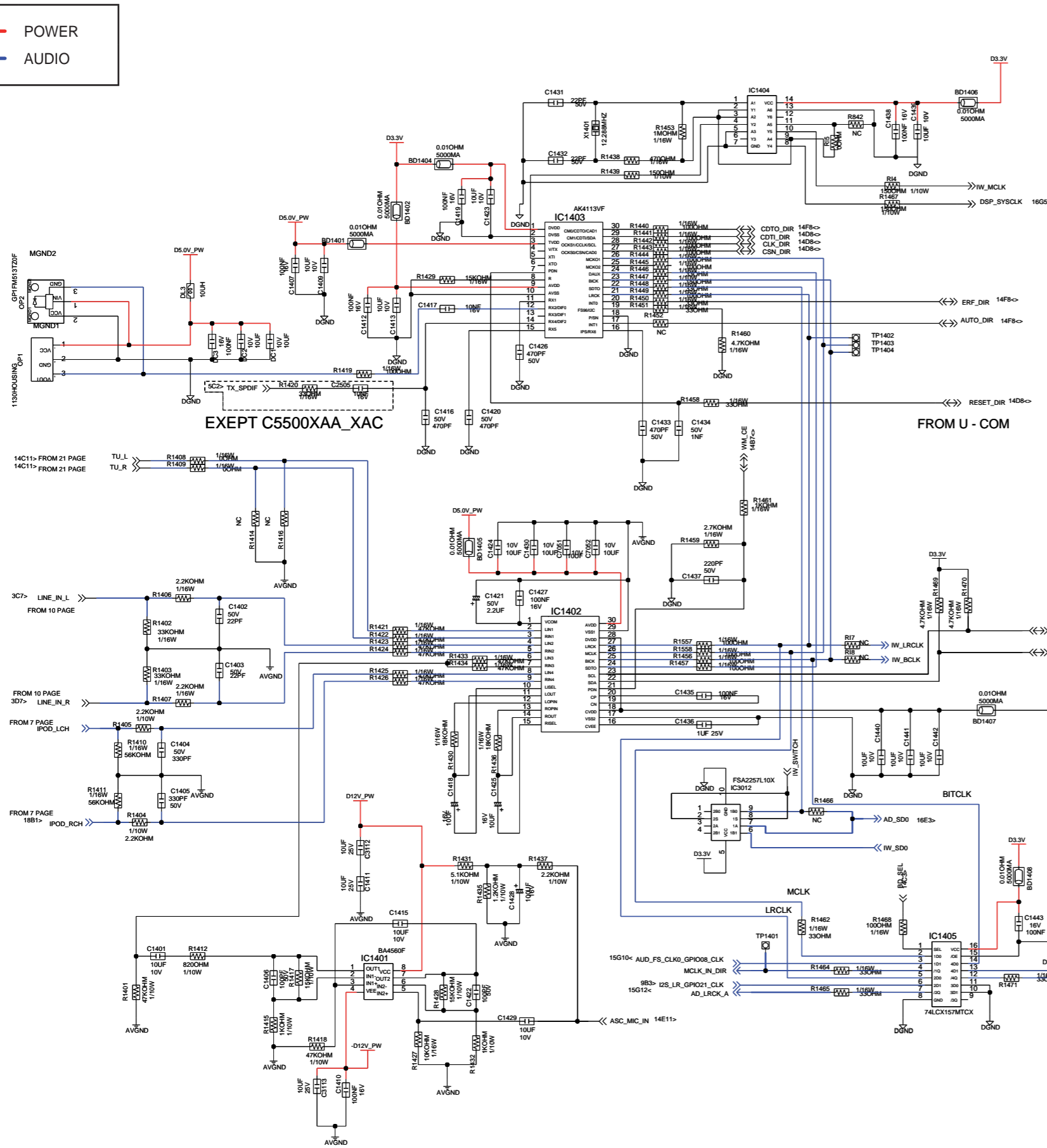
# 7-18 F/E MOTOR DRIVE



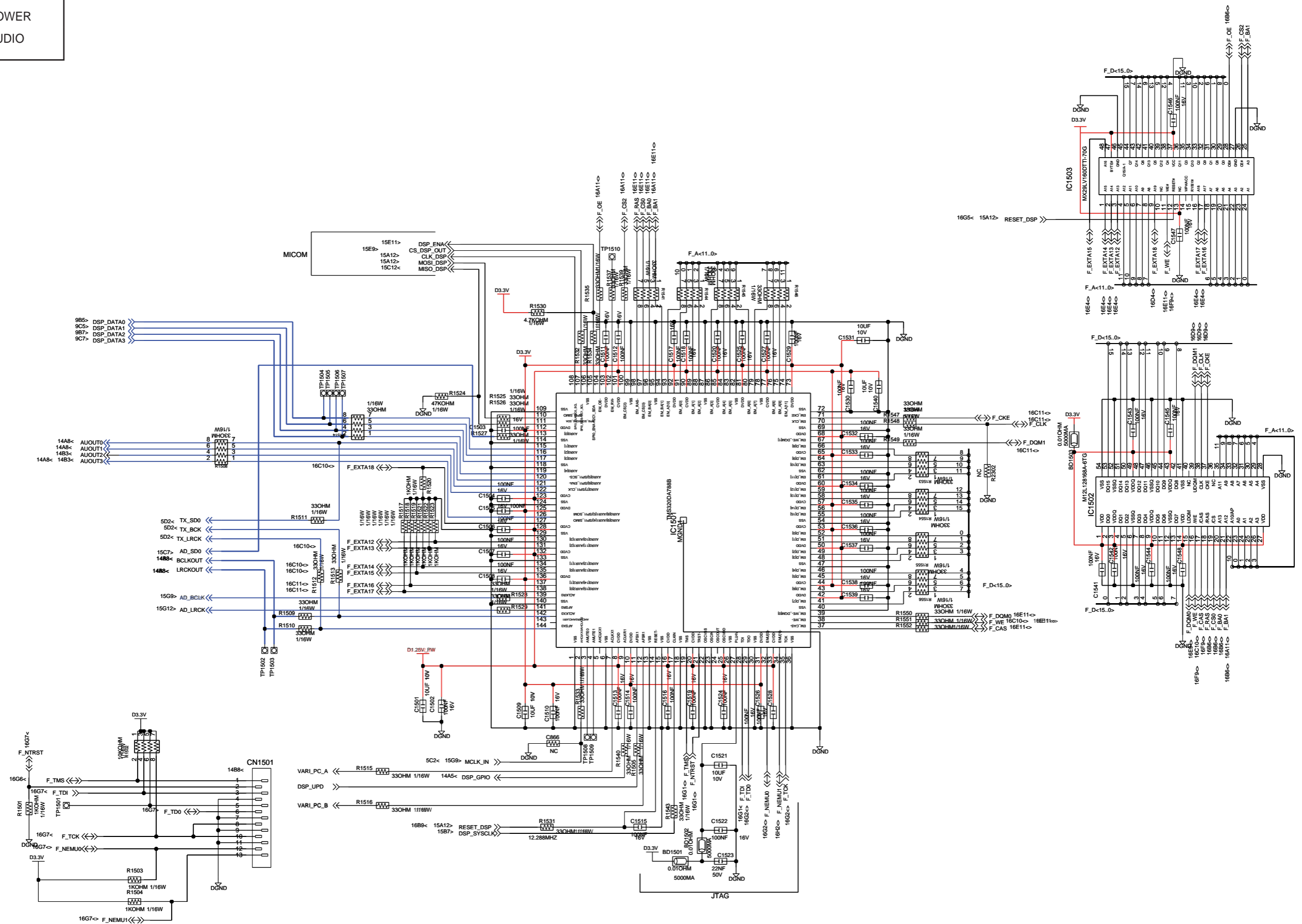
# 7-19 FRONT MICOM



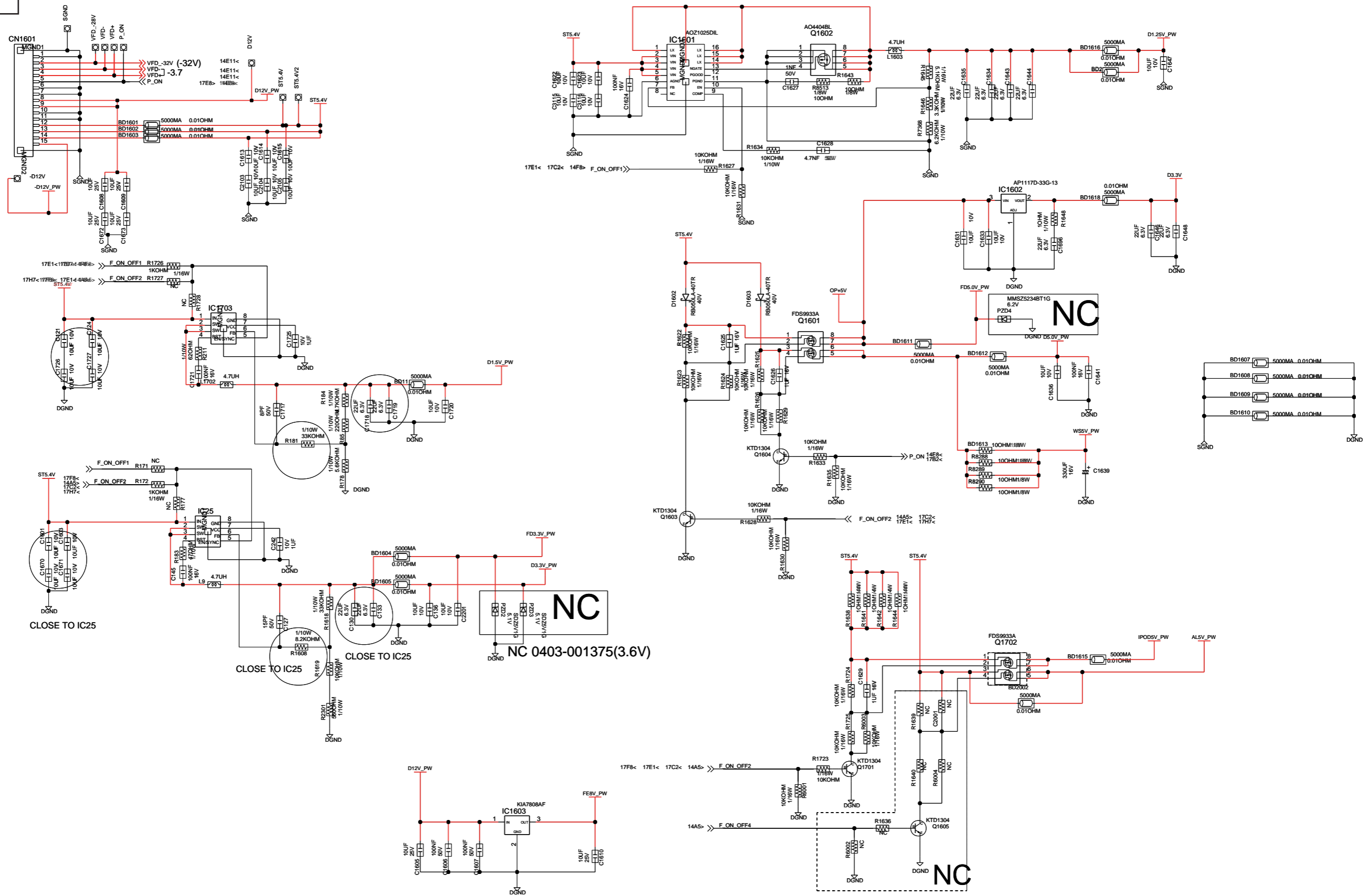
# 7-20 DIR / ADC / RX SWITCHING / D.IN



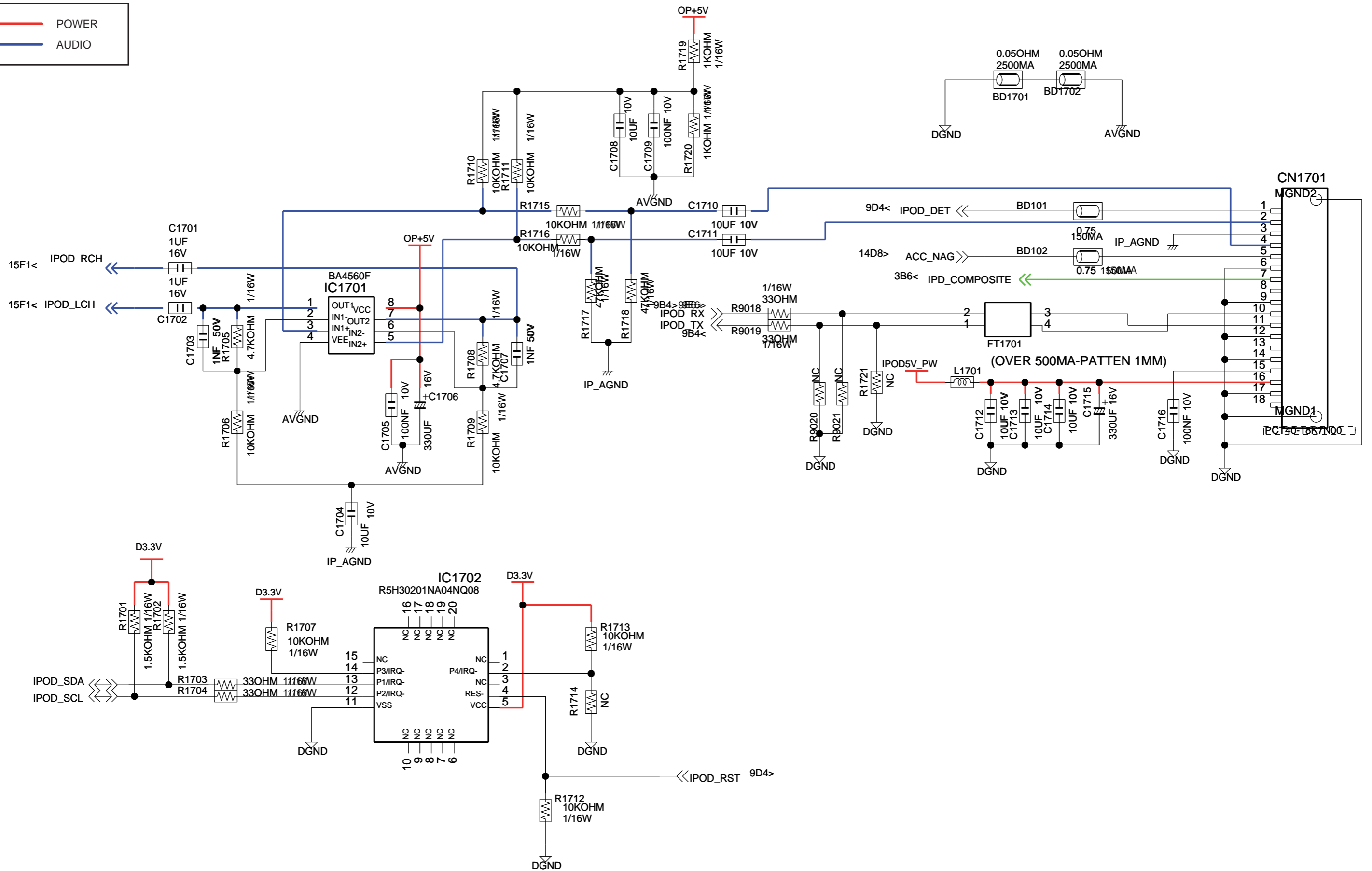
# 7-21 DSP SDRAM / FLASH



# 7-22 DC-DC POWER



7-23 IPOD





7-24 SMPS

